

UNITED STATES  
SECURITIES AND EXCHANGE COMMISSION  
Washington, D.C. 20549

**SCHEDULE 14A**

Proxy Statement Pursuant to Section 14(a) of  
the Securities Exchange Act of 1934 (Amendment No. )

Filed by the Registrant

Filed by a Party other than the Registrant

Check the appropriate box:

- Preliminary Proxy Statement
- Confidential, for Use of the Commission Only (as permitted by Rule 14a-6(e)(2))**
- Definitive Proxy Statement
- Definitive Additional Materials
- Soliciting Material under §240.14a-12

**Argan, Inc.**

---

(Name of Registrant as Specified In Its Charter)

---

(Name of Person(s) Filing Proxy Statement, if other than the Registrant)

Payment of Filing Fee (Check the appropriate box):

- No fee required.
  - Fee paid previously with preliminary materials.
  - Fee computed on table in exhibit required by Item 25(b) per Exchange Act Rules 14a-6(i)(1) and 0-11
-



One Church Street  
Suite 201  
Rockville, MD 20850  
301-315-0027  
fax 301-315-0064  
www.arganinc.com

May 10, 2023

To Our Stockholders:

You are cordially invited to attend our 2023 Annual Meeting of Stockholders to be held on Tuesday, June 20, 2023, at 11:00 a.m., local time, in Room #104 of the building where our offices are located, One Church Street, Rockville, Maryland 20850. The matters to be acted upon at the meeting are described in detail in the accompanying notice of annual meeting of stockholders and proxy statement.

As allowed by the Securities and Exchange Commission, we are furnishing proxy materials to our stockholders primarily over the Internet again this year. Since its introduction, we believe that this delivery method, referred to as "Notice and Access," has been successful in providing stockholders with efficient access to proxy materials which has resulted in the accurate and timely tabulation of votes. Use of this method lowers the costs of our annual meeting considerably and significantly reduces the amount of paper used to print proxy materials. On or about May 10, 2023, we will begin to provide our stockholders with a Notice of Internet Availability of Proxy Materials (the "Notice") containing instructions for accessing our 2023 Proxy Statement and 2023 Annual Report and for voting online. The Notice also includes instructions for requesting printed paper copies of the proxy materials, including the notice of annual meeting, the proxy statement, the annual report and the proxy card, should you desire to obtain paper copies.

Even if you do not plan to attend the meeting, your vote is important and we encourage you to review our proxy materials and promptly cast your vote. For those stockholders who access the proxy materials over the Internet, we ask that you vote your shares over the Internet as well, by following the instructions that will be provided to you. Alternatively, if you requested or received a printed paper copy of the proxy materials by mail, you may vote your shares over the Internet, or you may sign, date and return the proxy card by mail in the envelope provided. Instructions regarding the two methods of voting are contained in the Notice and the proxy card.

As described in the accompanying 2023 Proxy Statement, our Board of Directors has approved the matters included in the proposals presented there, and believes that they are fair to, and in the best interests of, our stockholders. Thank you for your continued support of Argan, Inc., and I look forward to seeing you on June 20th.

Very truly yours,

/s/ David H. Watson  
David H. Watson  
Chief Executive Officer

---



**Notice of  
Annual Meeting of Stockholders  
to Be Held on Tuesday, June 20, 2023**

Our 2023 Annual Meeting of Stockholders (the "Annual Meeting") will be held on June 20, 2023, at 11:00 a.m., local time, at One Church Street, Room #104, Rockville, Maryland 20850, for the following purposes:

1. To elect ten directors to our Board of Directors, each to serve until our 2024 Annual Meeting of Stockholders and until his/her successor has been elected and qualified or until his/her earlier resignation, death or removal;
2. To approve the allocation of 500,000 shares of our common stock reserved for issuance under the 2020 Stock Plan;
3. To hold a non-binding advisory vote on our executive compensation (the "say-on-pay" vote);
4. To ratify the appointment of Grant Thornton LLP as our independent registered public accountants for the fiscal year ending January 31, 2024; and
5. To transact any other business that may properly come before the 2023 Annual Meeting of Stockholders or any adjournment or postponement of the meeting.

These items of business are more fully described in the accompanying proxy statement. Only stockholders of record at the close of business on April 26, 2023 are entitled to notice of and to vote at the Annual Meeting or any adjournment or postponement of the Annual Meeting.

Your vote is important. Whether or not you plan to attend the Annual Meeting in person, please cast your vote via either the Internet or mail before the Annual Meeting so that your shares will be represented at the Annual Meeting.

BY ORDER OF THE BOARD OF DIRECTORS,

/s/ Richard H. Deily  
Richard H. Deily  
Corporate Secretary

Rockville, Maryland  
May 10, 2023

---

**Argan, Inc.**  
**Proxy Statement**  
**May 10, 2023**

The accompanying proxy is solicited on behalf of the Board of Directors (or the "Board") of Argan, Inc., a Delaware corporation (referred to herein as "Argan" or the "Company"), for use at the 2023 Annual Meeting of Stockholders (the "Annual Meeting") to be held on June 20, 2023, at 11:00 a.m., local time, One Church Street, Room #104, Rockville, Maryland 20850. This proxy statement for the Annual Meeting (the "Proxy Statement") and the accompanying proxy card will be available to stockholders of record on April 26, 2023, starting on or about May 10, 2023. Our Annual Report on Form 10-K for the fiscal year ended January 31, 2023 (the "Annual Report") accompanies the Proxy Statement. At the Annual Meeting, stockholders will be asked to consider and vote upon the following four matters, and to transact any other business that may properly arise.

1. The election of ten directors to our Board, each to serve until our 2024 Annual Meeting of Stockholders and until his/her successor has been elected and qualified or until his/her earlier resignation, death or removal;
2. The approval of the allocation of 500,000 shares of our common stock reserved for issuance under the Argan, Inc. 2020 Stock Plan (the "2020 Stock Plan");
3. The non-binding advisory approval of our executive compensation (the "say-on-pay") vote); and
4. The ratification of the appointment of Grant Thornton LLP as our independent registered public accountants for the fiscal year ending January 31, 2024 ("Fiscal 2024").

If a proxy is properly executed and returned to the Company via either the Internet or mail in time for the Annual Meeting and is not revoked prior to the time it is exercised, the shares represented by the proxy will be voted in accordance with the directions specified therein for the matters listed on the proxy card. Unless the proxy specifies that it is to be voted against or is an abstention on a listed matter, proxies will be voted "FOR" the election to our Board of each of the ten nominees identified in Proposal No. 1; "FOR" Proposals No. 2 and No. 3; and otherwise in the discretion of the proxy holders as to any other matter that may be properly brought before the Annual Meeting.

**INFORMATION CONCERNING VOTING AND PROXY SOLICITATION**

**Internet Availability of Proxy Materials**

As permitted by rules of the Securities and Exchange Commission (the "SEC"), we are making our proxy materials available to our stockholders primarily via the Internet, rather than by mailing printed copies of these materials to each stockholder. We believe that this electronic delivery method expedites the delivery of proxy materials and the tabulation of votes, lowers the costs of the Annual Meeting and conserves paper.

On or about May 10, 2023, we will begin mailing to each stockholder (other than those who previously requested electronic delivery of all materials or previously elected to receive a paper copy of the proxy materials) a Notice of Internet Availability of Proxy Materials (the "Notice"). The Notice includes instructions for stockholders to follow in accessing and reviewing the proxy materials on the Internet, including the Proxy Statement and the Annual Report, and for accessing an electronic proxy card to vote on the Internet. The Notice also contains instructions for stockholders to follow for requesting paper copies of the proxy materials. Even if you receive a Notice by mail, you will not receive printed copies of the proxy materials unless you request that they be mailed to you. If you receive a Notice by mail and would like to obtain printed copies of our proxy materials, please follow the corresponding instructions for requesting them that are included in the Notice.

If the shares you own are held in "street name" by a banking or brokerage firm, that firm should provide you with a Notice. Please follow the instructions on that Notice to access our proxy materials and to vote online, or to request paper copies of our proxy materials. If you receive our proxy materials in paper form, the materials should include a voting card that you should use to instruct your broker, bank or other holder of record how to vote your shares.

## **Voting**

Each stockholder is entitled to one vote for each share of common stock of Argan (the "Common Stock") that the stockholder owned as of April 26, 2023 with respect to all matters presented at the Annual Meeting. Stockholders do not have the right to cumulate their votes for the election of directors.

## **Record Date**

Only stockholders of record at the close of business (5:00 p.m. EDT) on April 26, 2023 (the "Record Date") are entitled to notice of and to vote at the Annual Meeting and at any adjournment or postponement thereof. For information regarding holders of more than 5% of the outstanding Common Stock, see the "Principal Stockholders" chart included herein.

## **Outstanding Shares**

At the close of business on the Record Date, April 26, 2023, there were 13,420,272 shares of Common Stock outstanding. The closing price of our Common Stock on the Record Date, as reported by the New York Stock Exchange ("NYSE"), was \$39.33 per share.

## **List of Stockholders**

A list of the Company's registered stockholders as of the Record Date will be available for inspection at the Company's corporate headquarters, located at One Church Street, Suite 201, Rockville, Maryland 20850, during normal business hours during the ten-day period immediately prior to the Annual Meeting.

## **Quorum; Effect of Abstentions and "Broker Non-Votes"**

A majority of the outstanding shares of Common Stock on the Record Date that are owed by stockholders in attendance at the Annual Meeting or that are represented by proxy will constitute a quorum for the transaction of business at the Annual Meeting. Stockholders may indicate on their proxy cards that they wish to abstain from voting, including broker firms holding customer shares of record that cause abstentions to be recorded. Shares represented by the abstaining parties will be considered present and entitled to vote at the Annual Meeting. These shares will count toward determining whether or not a quorum is present. However, these shares will not be counted in determining the outcome of any of the proposals.

If a beneficial owner of shares that are held by a broker or bank does not provide a proxy to the holder with voting selections, the broker or bank has authority under rules of the NYSE to vote such shares for or against "routine" matters, such as the ratification of Grant Thornton LLP as our independent registered public accountants. If brokers or banks vote shares that are not voted by their beneficial owner customers for or against "routine" proposals, these shares are counted for the purpose of determining the outcome of such "routine" proposals. Brokers and banks cannot vote such shares on behalf of their customers on "non-routine" proposals.

"Broker non-votes" occur when shares held by a broker or bank for a beneficial owner are not voted with respect to a particular proposal because (1) the broker or bank holding shares in street name for the beneficial owner thereof does not receive voting instructions from the beneficial owner, and (2) the broker or bank lacks discretionary authority to vote the shares. Brokers and banks cannot vote on behalf of beneficial owners on "non-routine" proposals without appropriate voting instructions and discretionary authority. Therefore, broker non-votes are not counted for the purpose of determining whether stockholders have approved non-routine matters.

**The rules of the NYSE do not grant discretionary authority to brokers and banks to vote on the election of directors, on the allocation of shares of Common Stock to the 2020 Stock Plan or on any proposal to approve the compensation of named executive officers. Therefore, if you hold your shares of Common Stock in street name and do not provide voting instructions to your broker or bank, your shares will not be voted on these matters.**

**We urge you to promptly provide voting instructions to your broker or bank to ensure that your shares are voted in these matters. Please follow the guidance set forth in the Notice provided by your broker or bank for instructing them on how to vote your shares.**

## Voting Rights; Required Vote

The effects of broker non-votes and abstentions (i.e., if you, your broker or your bank mark "ABSTAIN" on a proxy card) on the tabulation of votes for each proposal are described below. Holders of Common Stock are entitled to one vote for each share held as of the Record Date.

The votes required to approve each proposal are as follows:

- Election of Directors. Directors will be elected by a plurality of the votes of the shares present in person or represented by proxy at the Annual Meeting and entitled to vote in the election of directors. This matter is considered to be "non-routine." Abstentions and broker non-votes will not be counted in determining the number of votes that any director receives.
- Approval of the Allocation of 500,000 shares of Common Stock reserved for issuance under the 2020 Stock Plan. Approval of this non-routine matter requires the affirmative vote by holders of at least a majority of the shares of Common Stock who attend the Annual Meeting in person, or are represented at the Annual Meeting by proxy. Abstentions will have the effect of a vote against this proposal, while broker non-votes will not be taken into account in determining the outcome of the vote on this proposal.
- The Say-on-Pay Vote. As this matter is considered "non-routine," approval of the say-on-pay proposal requires the affirmative votes by holders of at least a majority of the shares of Common Stock who attend the Annual Meeting in person or are represented at the Annual Meeting by authorized proxy. Abstentions will have the effect of a vote against this proposal. Broker non-votes will not be taken into account in determining the outcome of the vote on this proposal.
- Ratification of Accountants. Approval of this proposal, which is considered to be "routine," requires the affirmative vote by holders of at least a majority of the shares of Common Stock who attend the Annual Meeting in person, or are represented at the Annual Meeting by proxy. Brokers and banks that do not receive voting instructions from their beneficial owners but that do have discretionary authority to votes such shares, may vote the shares on this matter. Abstentions will have the effect of a vote against this proposal for the same reason as given above for the previous two proposals.

Proxies solicited by our Board of Directors will be voted in accordance with the directions given therein. Unless so revoked, the shares represented by such proxies will be voted at the Annual Meeting and all adjournments thereof. Where no instructions are indicated, proxies so received will be voted in accordance with the recommendations of the Board of Directors with respect to the proposals described herein.

Votes cast by proxy or in person at the meeting will be tabulated by the inspector of elections appointed for the Annual Meeting and will be counted as present for purposes of determining whether a quorum is present.

Our currently serving Named Executive Officers (see the "Executive Compensation Discussion and Analysis" section in this Proxy Statement) and the members of our Board of Directors will vote the shares of Common Stock beneficially owned or controlled by them (representing approximately 5.3% of the shares of Common Stock issued and outstanding as of January 31, 2023, excluding the number of shares relating to stock options deemed exercisable) "FOR" the election to our Board of each of the ten nominees identified in Proposal No. 1; in favor of Proposals No. 2, No.3 and No. 4. Otherwise, they will vote using their discretion.

## Voting of Proxies

If you complete and return a proxy pursuant to the appropriate instructions, it will be voted in accordance with the specifications made on the proxy card. If no specification is made on a submitted proxy, the shares represented by the proxy will be voted "FOR" the election to the Board of Directors of each of the ten nominees named on the proxy card; "FOR" Proposals No. 2, No. 3 and No. 4; and otherwise at the discretion of the proxy holders for any other matter that may be properly brought before the Annual Meeting. If you attend the Annual Meeting, you may also vote in person, and any previously submitted votes will be superseded by the vote you cast in person at the Annual Meeting.

**Adjournment of Meeting**

If a quorum is not present to transact business at the Annual Meeting or if we do not receive sufficient votes in favor of the proposals by the date of the Annual Meeting, the persons named as proxies may propose one or more adjournments of the meeting to permit solicitation of proxies. Any adjournment would require the affirmative vote of a majority of the shares present in person or represented by proxy at the Annual Meeting.

**Expenses of Soliciting Proxies**

We will ask that brokers, banks, custodians, nominees and other record holders of our Common Stock provide a Notice to each person for whom they hold shares, make available or mail copies of the proxy cards and other soliciting materials to each such person and request authority for the exercise of proxies. We may reimburse brokers, banks, nominees and other fiduciaries for their reasonable expenses in providing proxy materials to beneficial owners. The other expenses of solicitation, including the costs of printing and mailing proxy materials, will be paid by us. We and/or our agents may solicit proxies by mail, telephone, telegraph, facsimile, e-mail or in person. We do intend to use the proxy solicitation services of MacKenzie Partners, Inc. at an estimated cost to us of \$18,500 plus out-of-pocket expenses.

**Revocability of Proxies**

Any person submitting a proxy via the Internet, telephone or mail has the power to revoke it at any time before it is voted. A proxy may be revoked by submitting a properly completed proxy with a later date, by delivering a written notice of revocation to Continental Stock Transfer & Trust Company (our stock transfer agent) at 1 State Street, New York, New York 10004 or to the Corporate Secretary at Argan, Inc., One Church Street, Suite 201, Rockville, Maryland 20850, or by attending the Annual Meeting and voting in person.

*The mere presence at the Annual Meeting of a stockholder who has previously appointed a proxy will not revoke the appointment. Please note, however, that if shares owed by a stockholder are held of record by a broker, bank or other nominee and that stockholder wishes to vote in person at the meeting, the stockholder must bring to the Annual Meeting a letter from the holder of record confirming the stockholder's beneficial ownership of the Common Stock and providing the stockholder with a proxy to vote the shares at the Annual Meeting.*

## PROPOSAL NO. 1

### ELECTION OF DIRECTORS

The members of our Board of Directors are elected annually and hold office until the next annual meeting of stockholders and until their successors have been elected and shall have been qualified. Vacancies and newly-created directorships resulting from any increase in the number of authorized directors may be filled by a majority vote of the directors then in office.

At the Annual Meeting, our stockholders are being asked to elect ten individuals to our Board of Directors, all of whom currently serve in that capacity. Unless a stockholder withholds authority, the holders of proxies representing shares of Common Stock will vote "FOR" the election of each of the nominees listed below.

Proxies cannot be voted for a greater number of persons than the number of nominees named. If any nominee for any reason is unable to serve or for good cause will not serve, the proxies may be voted for such substitute nominee as the proxy holder may determine. We are not aware of any nominee who will be unable to or for good cause will not serve as a member of our Board of Directors.

#### Directors/Nominees

The names of the nominees, their ages as of April 30, 2023, and certain other information about them are set forth below:

Name	Age	Position
Rainer H. Bosselmann	80	Director
Cynthia A. Flanders	68	Director
Peter W. Getsinger	71	Director
William F. Griffin, Jr.	68	Director
John R. Jeffrey, Jr.	69	Director
Mano S. Koilpillai	62	Director
William F. Leinkuhler	71	Chairman of the Board
W.G. Champion Mitchell	76	Director
James W. Quinn	65	Director
David H. Watson	47	Director

**Rainer H. Bosselmann.** Mr. Bosselmann has been a director since May 2003 and served as Chairman of the Board of Directors of the Company from May 2003 to August 2022. He also served as the Company's Chief Executive Officer ("CEO") from October 2003 until his retirement in August 2022. Mr. Bosselmann was a director and Vice Chairman of the Board from January 2003 to May 2003. Mr. Bosselmann was chairman of the board, chief executive officer and a director of Arguss Communications, Inc. ("Arguss"), a telecommunications infrastructure company listed on the NYSE, from 1996 through 2002 and president of Arguss from 1997 through 2002. Mr. Bosselmann served as an independent director of The Roberts Company, formerly a privately owned firm, from 2008 until December 2015 when it was acquired by us.

Mr. Bosselmann's experience positions him to share his extensive knowledge of the Company with the Board during its deliberations, including its history and development, and to provide critical continuity. As chief executive officer of Arguss and then the Company, he developed substantial expertise in managing public companies with diverse and remotely-located business operations, and in identifying, executing and integrating acquisitions.

**Cynthia A. Flanders.** Ms. Flanders has been a member of our Board of Directors since April 2009 and was our chief financial officer during the calendar year 2015. During the year ended January 31, 2019, the Board membership of Ms. Flanders was restored to "independent" pursuant to the requirements of the NYSE. Ms. Flanders currently serves as a member of the board of directors of Forbright Bank (formerly known as Congressional Bank), a full service, privately-held bank in Chevy Chase, Maryland. Since October 2013, she has served as a senior advisor for Verit Advisors LLC, an independent investment bank advisory firm that specializes in ESOPs and other ownership transitions. In April 2021, Ms.



Flanders co-founded The Profitable Idea, LLC, an online business workshop and educational space for entrepreneurs and business owners to learn how to make their businesses sustainably profitable. Ms. Flanders is also founder of Manage Fearlessly, an organization that provides business training and career coaching resources to a number of company executives, senior managers, and entrepreneurs.

From 1975 through 2009, Ms. Flanders held a series of positions of increasing responsibility with Bank of America and its predecessor organizations (the "Bank"). Ultimately, she served as the Global Commercial Banking Executive for the Bank's Mid-Atlantic region overseeing eight commercial banking markets and over 80 client teams delivering a full array of financial services to over 6,000 small, middle market and micro-cap clients in the region.

With her long banking and management career, Ms. Flanders brings to the Board her considerable experience in executive management and strategic planning, as well as expertise in financial analysis, capital structuring and due diligence investigations. Her many years of lending to businesses in the Mid-Atlantic region of the United States (the "U.S.") have provided her with a unique understanding of our business and the construction industry. In addition, she represents an important resource for consultation regarding commercial banking matters.

**Peter W. Getsinger:** Mr. Getsinger has been a member of our Board of Directors since his appointment in November 2014. Mr. Getsinger retired in 2018 from Nexstar Capital Partners LLC (a SEC registered firm), a firm that he founded in 2004 as an alternative investment management firm focused on investing in emerging markets with a primary concentration in Latin America, where he was managing partner and chief investment officer. The firm received its initial investment capital from the Griswold family, formerly the controlling shareholders of the Alex Brown investment banking firm of Baltimore. In 2005, his firm acquired an ownership interest in Electro Dunas S.A. ("Dunas," an electricity distributor servicing the southwest of Peru and one of four privatized distribution companies in that country). Mr. Getsinger served as a board member of Dunas until 2016. From 2012 to 2014, he was chairman of its board of directors.

Prior to forming Nexstar, Mr. Getsinger was head of global investment banking for Latin America at Deutsche Bank. He held the same role at Bankers Trust Company in addition to running the global project finance business. He previously served as the senior vice president and head of fixed income sales for the United Kingdom, continental Europe, and the Middle East at Lehman Brothers. Mr. Getsinger is also a former director and owner of GPU Argentina Holdings, Inc.

Mr. Getsinger brings a significant amount of business experience to our Board along with deep financial and diverse banking expertise. Because of his experience with Dunas, he provides additional power industry knowledge. Mr. Getsinger has a strong background in international markets and his leadership in providing global investment banking services is valuable to us in matters relating to strategic planning and potential overseas expansion.

**William F. Griffin, Jr.** Mr. Griffin was appointed to the Board of Directors in April 2012. He is a co-founder of Gemma Power Systems, LLC ("Gemma") which was acquired by Argan in December 2006 along with its affiliated companies. Mr. Griffin is a veteran of power plant construction with over 40 years of related experience. He now holds the position of Non-Executive Chairman of Gemma. Mr. Griffin served as Vice Chairman of Gemma from November 2007 to November 2019 and as Chief Executive Officer of Gemma from September 2008 to November 2019. From September 2008 to January 2009 and from November 2017 to July 2018, he was also President of Gemma. Under Mr. Griffin's leadership, Gemma grew to become one of the nation's leading providers of engineering, procurement and construction services to the power generation market. Over the past two years, Mr. Griffin has evolved into an important leadership mentor for the new heads of both Gemma and our overseas energy project construction firm, Atlantic Projects Company Limited ("APC").

Mr. Griffin has significant senior executive experience in the energy-related construction sector. Based on his long length of service as the leader of our most important operating company, Mr. Griffin contributes an in-depth understanding of our business that may not be easily attainable by an outside member of our Board. Based on the extent of his experience, the Board of Directors benefits from Mr. Griffin making important contributions to its decision making regarding our strategic direction, our commitment to certain business development efforts, the identification of future construction project opportunities, contract negotiations and project execution.

**John R. Jeffrey, Jr.** Mr. Jeffrey has been a member of our Board of Directors since June 2017. Mr. Jeffrey accumulated 40 years of experience with Deloitte & Touche LLP ("Deloitte"), which included 30 years as a partner serving several of Deloitte's largest audit clients, before retiring in 2017. Mr. Jeffrey was Managing Partner of Deloitte's Global Japanese Services Group from 2003 to 2015. Mr. Jeffrey was a member of Deloitte's United States Chairman and CEO Nominating Committee in 2010. Currently, Mr. Jeffrey serves as a board member for two non-profit entities based in New York offering educational and enrichment programs dedicated to improving the education of children. In 2021, Mr. Jeffrey joined Clearview Media Acquisition Group, a media investment entity, as a member of its Board of Directors.

Mr. Jeffrey provides our Board with significant expertise in the areas of public accounting, risk management, mergers and acquisitions, and related regulatory matters, which he developed over a long career with Deloitte, a leading public accounting firm. He brings to the Board viable experience with operational and governance issues faced by complex organizations, including extensive international expertise. Mr. Jeffrey also brings to our Board valuable experience in dealing with long-term construction projects. Mr. Jeffrey is a certified public accountant with an active license.

**Mano S. Koilpillai.** Ms. Koilpillai was appointed to our Board of Directors in September 2019 and has served as chairwoman of the Company's environmental, social and corporate governance committee since June 2021. Ms. Koilpillai has over 30 years of experience with Fortune 50 and private associations and corporations, including non-profit, international, consulting and government entities. In October 2020, she began service as the chief financial officer of The Rural Broadband Association, which represents community-based telecommunications companies bringing robust, high-quality broadband access to rural and small-town America. Ms. Koilpillai is the founder of Dynamic Consulting and Accounting, LLC, and served as president and chief executive officer from September 2014 to October 2020. Additionally, from September 2012 until August 2014, she served as chief financial officer for Defenders of Wildlife, a non-profit organization. Previously, she also held positions with the National Women's Law Center, the Internet Society and the Washington Scholarship Fund.

With her experience as a senior level financial executive with organizations of various sizes, complexity and industries, Ms. Koilpillai provides the Board with insights into the requirements for building high-performing finance teams and for maintaining optimum IT organization structures. She also provides the Board with good counsel regarding the implementation of process improvements, the mitigation of fraud risks and the installation of financial systems. Ms. Koilpillai is a certified public accountant

**William F. Leimkuhler.** Mr. Leimkuhler has been a member of our Board of Directors since June 2007 and was appointed as Chairman of the Board in August 2022. Currently, Mr. Leimkuhler serves as a senior vice president of Mutualink, Inc. ("Mutualink"), a privately owned provider of communications interoperability solutions for public safety and critical infrastructure. From November 2017 to January 31, 2021, Mr. Leimkuhler served as the chief financial officer of Mutualink. He has been the general counsel to Paice Corporation, a privately held developer of hybrid electric powertrains, since 1999. He also advises a number of technology-based companies on business, financial and legal matters.

From 1994 through 1999, he held various positions with Allen & Company LLC ("Allen"), a New York investment banking firm, initially serving as the firm's general counsel. From 2012 to September 2019, Mr. Leimkuhler was a member of the board of directors of Northern Power Systems Corp. (TSX: NPS), which designed, manufactured and serviced wind turbines. He served as chairman of the board from December 2013. He also served on the audit and compensation committees of this board. Mr. Leimkuhler is also the lead director of U.S. Neurosurgical, Inc. (OTCBB: USNU), which operates, and holds interests in, radiological treatment facilities.

The leadership experience that Mr. Leimkuhler has developed as a legal executive with an investment banking firm, a securities law firm partner and a board and associated committee member for public companies makes him a valuable member of our Board. He is a respected source of legal guidance to the members of the executive management team and the members of our Board of Directors and provides special insight to them on matters relating to financial reporting and corporate governance requirements.

**W.G. Champion Mitchell.** Mr. Mitchell has been a member of our Board of Directors since October 2003. From January 2003 until March 2008, Mr. Mitchell was chairman of the board and chief executive officer of Network Solutions, Inc. which was engaged in the creation, marketing and management of digital identity and web presence products. Mr. Mitchell currently serves as a director of two privately-held companies, Direct Brands, Inc. and The

41<sup>st</sup> Parameter, Inc. He is also a member of the board of governors for RTI International, a leading independent, nonprofit research and development organization, and for the University of North Carolina system that controls all state-owned universities and operates the largest hospital system in the state.

Mr. Mitchell possesses business leadership skills which were honed as a former chief executive officer for a series of companies. This background makes him a valuable source of advice and consultation for the management team and the other members of the Board as we address the contemporary issues facing public companies today. His many years of experience as a corporate executive and his length of service on our Board provide him with a unique capability to assess the needs of the Board and to evaluate the value of potential Board members, with substantial insight into management, operational and financial matters, and with knowledge of market conditions and trends.

**James W. Quinn.** Mr. Quinn has been a member of our Board of Directors since May 2003. Mr. Quinn is currently a managing director of Allen. Since 1982, Mr. Quinn has served in various capacities at Allen and its affiliates, including head of the Corporate Syndicate Department and chief financial officer for approximately ten years. Mr. Quinn served as a director of Arguss from 1999 through 2002. He also serves as a director on the boards of several privately held companies in connection with Allen's investment in the companies and of several charitable organizations.

Mr. Quinn's experience with financial and investment banking matters at Allen and his terms of service on the boards of the Company and Arguss make him a valued member of our Board and well-qualified to be the chair of the Board's Compensation Committee. His many years of experience allow him to counsel the Board on matters such as executive compensation, mergers and acquisitions, capital structure, financings and strategic planning and to provide insightful views on public company reporting matters and general business trends.

**David H. Watson.** Mr. Watson was appointed President and Chief Executive Officer of the Company and a member of the Board of Directors, effective August 2022. Previously, Mr. Watson served as our Senior Vice President, Chief Financial Officer, Treasurer and Corporate Secretary since he joined the Company in October 2015. Mr. Watson is a certified public accountant and has held senior financial positions with public and private companies for over 15 years. Mr. Watson was the Chief Financial Officer of Gladstone Investment Corporation (NASDAQ: GAIN) from 2010 until 2015, and also served as its Treasurer from 2012 until 2015. In addition, Mr. Watson was the Chief Financial Officer of Gladstone Capital Corporation (NASDAQ: GLAD) from 2011 until 2013 and served as its Treasurer from 2012 until 2015. Gladstone Investment Corporation and Gladstone Capital Corporation are closed-end, non-diversified management investment companies. Prior to Gladstone, Mr. Watson served as a director of Portfolio Accounting of MCG Capital Corporation (NASDAQ: MCGC) from 2007 until 2010.

Mr. Watson's experience positions him to share his extensive knowledge of the Company with the Board during its deliberations, including its history and development and the results of its operations. As chief financial officer of the Company, he developed important relationships with the leaders now running our subsidiary operations. He possesses the leadership skills, the energy and the problem-solving capabilities that are important to the Board of Directors and the Company.

#### **Composition of Board of Directors**

The number of directors which shall constitute the whole Board of Directors shall be not less than four or more than ten. The ten current directors will stand for re-election at the Annual Meeting as described in this Proxy Statement.

#### **Director Attendance at the Annual Meeting**

All of our directors attended last year's annual meeting in person or by teleconference, and we expect that all ten of the nominated directors will attend this year's Annual Meeting in person or by teleconference.

#### **Board of Directors Meetings and Committees**

During the fiscal year ended January 31, 2023 ("Fiscal 2023"), the Board of Directors met five times and acted once by unanimous written consent. All current Board members were present for the full Board and Committee meetings held during the year or participated by telephone conference, with the exception of one Board member, Mr. Mitchell, who was unable to attend one Board meeting.

Currently, the Board has five standing committees: the Executive Committee, the Audit Committee, the Compensation Committee, the Nominating/Corporate Governance Committee and the Environmental, Social and Governance ("ESG") Committee. Previously, the ESG Committee was a subcommittee of the Nominating/Corporate Governance Committee. The Board designated it as a standing committee in April 2023. The functions of each of these committees and their members are specified below. The Audit Committee, the Compensation Committee, the Nominating/Corporate Governance Committee and the ESG Committee each operate under written charters which were updated and affirmed by the Board in June 2022, in order to meet the requirements of the NYSE Listed Company Manual. These charters, as well as the Board's Governance Guidelines, are available on our website at [www.arganinc.com](http://www.arganinc.com).

The current members of the five standing committees are identified in the following table.

<u>Director</u>	<u>Audit Committee</u>	<u>Compensation Committee</u>	<u>Nominating/Corporate Governance Committee</u>	<u>ESG Committee</u>	<u>Executive Committee</u>
Rainer H. Bosselmann					Member
Cynthia A. Flanders	Member	Member			
Peter W. Getsinger	Member			Member	
William F. Griffin, Jr.					Member
John R. Jeffrey, Jr.	Chairman			Member	
Mano S. Koilpillai				Chairwoman	
William F. Leimkuhler		Member	Member		Chairman
W.G. Champion Mitchell			Chairman		Member
James W. Quinn		Chairman	Member		Member
David H. Watson				Member	Member

The Board has determined that the following members of the Board are currently independent directors, as such term is defined in Section 303A of the NYSE Listed Company Manual: Messrs. Jeffrey, Getsinger, Leimkuhler, Mitchell and Quinn; Ms. Flanders; and Ms. Koilpillai. The independent directors meet from time to time in executive session without the other members.

**Executive Committee.** This committee is authorized to exercise the general powers of the Board in managing the business and affairs of the Company between meetings of the full Board, if necessary. The Executive Committee did not meet during Fiscal 2023.

**Audit Committee.** During Fiscal 2023, the Audit Committee met six times by telephone conference. All elected members participated in each one of these meetings. The members of the Audit Committee are all independent directors under applicable SEC and stock exchange rules. In addition, the Board of Directors has determined that at least one of the independent directors serving on the Audit Committee, Mr. Jeffrey, is an audit committee financial expert, as that term has been defined by Item 407 of the SEC's Regulation S-K.

The original written charter of the Audit Committee was adopted in October 2003. As indicated above, the charter was most recently updated and approved by the Board in June 2022. The Audit Committee assists the full Board of Directors in its oversight responsibilities relating to the integrity of our published consolidated financial statements, our financial disclosure controls and our system of internal control over financial reporting. This group considers and approves the selection of, and approves the fee arrangements with, our independent registered public accountants.

The Audit Committee meets with members of management and representatives of our independent registered public accounting firm in order to review the overall plan for the annual independent audits including the scope of audit testing and any other factors that may impact the effectiveness of the audits. The Audit Committee discusses with management and the auditors our major financial and operating risks, the steps that management has taken to monitor and manage such exposures, the results of the quarterly reviews and annual audits and any other matters required to be communicated to the Audit Committee pursuant to the standards of the Public Company Accounting Oversight Board (United States).

At the end of each of the first three quarters and subsequent to year-end, the members of the Audit Committee meet with management and the independent auditors to review the adequacy and accuracy of the information included in the applicable SEC filing, including the disclosures made in the "Management's Discussion and Analysis of Financial Condition and Results of Operations" section of each filing.

The Audit Committee also meets with representatives of our internal auditing firm in order to review the scope of its annual audit plan and the results of its testing including the identification of any significant deficiencies or material weaknesses in the system of internal control over financial reporting and the discovery of any fraud regardless of materiality. The Audit Committee oversees and periodically reviews the Company's cybersecurity and related policies, controls and effectiveness assessments. In addition, the Audit Committee maintains our procedures covering the receipt, retention and treatment of complaints we receive regarding accounting, internal controls or auditing matters, and the confidential or anonymous submissions by employees expressing concerns regarding questionable accounting or auditing practices.

**Compensation Committee.** Each year, the Compensation Committee performs comprehensive stockholder outreach efforts. The overall purpose of this outreach is to improve our understanding of the perspectives that our stockholders have with respect to our compensation practices, and to evaluate and to address any concerns or feedback we receive, as described further in the "Executive Compensation Discussion and Analysis" section below. Meetings are held primarily to determine the elements of cash compensation for our executive officers, including cash bonus and incentive awards, and to develop recommendations for the consideration of the Board of Directors regarding the award of options to purchase shares of our Common Stock and of restricted stock units.

During Fiscal 2023, the members of the Compensation Committee formally met four times by telephone conference. All members participated in these meetings. At the meetings that were held early in the year, the members evaluated the performance of the Company for the fiscal year ended January 31, 2022 ("Fiscal 2022") and the performance of each officer considered a "Named Executive Officer" and other key employees for Fiscal 2022. Based on the evaluations, the Compensation Committee approved the cash bonus and incentive cash awards for the Named Executive Officers in the amounts discussed in our 2022 Proxy Statement, approved the bonus pool amounts for Argan and each of the subsidiaries related to Fiscal 2022, and approved deferred compensation awards for senior management and other key employees at Gemma (awards currently exclude Charles E. Collins, IV, the Chief Executive Officer of Gemma). At the meeting of the Board of Directors held in April 2022, and based on the recommendations of the Compensation Committee, the independent members approved the awards of stock options and restricted stock units to Named Executive Officers and other key employees.

Subsequent to the end of Fiscal 2023, the members of the Compensation Committee met two additional times to consider consolidated operating results for Fiscal 2023 and to understand the performance of each individual subsidiary operation for the year. As a result, the members 1) approved cash bonus pool amounts related to Fiscal 2023 for Gemma and the other companies comprising the Company's consolidated group, 2) approved deferred compensation awards for certain senior management members and other key employees of Gemma (which did not include any award amounts for Mr. Collins), 3) approved the cash bonus and incentive cash awards described in the following paragraph for the Named Executive Officers in the amounts disclosed for Fiscal 2023 in the "Summary Compensation Table" included below, and 4) developed its recommendations for the stock awards that were approved by the independent members of the Board of Directors in April 2023.

The members of the Compensation Committee reviewed and approved the incentive compensation calculations for Fiscal 2023 that were made pursuant to the performance criteria established for Mr. Collins in his employment agreement which resulted in the payment of cash incentive compensation of \$1,400,000. In addition, Mr. Collins was awarded a discretionary cash bonus of \$250,000 for Fiscal 2023.

The review by the Compensation Committee of the consolidated Company's performance for Fiscal 2023 and of individual performance and achievements during the year also resulted in the payment of cash bonuses to Mr. Watson, our Chief Executive Officer (our "CEO"), and Mr. Richard H. Deily, our Chief Financial Officer (our "CFO"), in the amounts of \$330,000 and \$185,000, respectively.

Based on recommendations received from the Compensation Committee, the independent members of the Board of Directors approved 1) awards to Mr. Watson of Time-Based Restricted Stock Units (TRSUs), Performance-Based Restricted Stock Units ("PRSUs") and EPS Performance-Based Restricted Stock Units ("EPRSUs") covering 12,000 shares of Common Stock, a target of 5,000 shares of Common Stock and a target of 10,000 shares of Common Stock, respectively, 2) awards to Mr. Deily of EPRSUs covering a target of 2,500 shares of Common Stock, and 3) awards to Mr. Collins of TRSUs, PRSUs and EPRSUs covering 5,000 shares of Common Stock, a target of 1,000 shares of Common Stock and a target of 2,500 shares of Common Stock, respectively.

The independent members of the Board also approved the award of Renewable Performance-Based Restricted Stock Units ("RRSUs") to Mr. Collins covering up to 7,500 shares of Common Stock. When Mr. Deily was promoted to the position of CFO in September 2022, he was awarded TRSUs and PRSUs covering 12,500 shares of Common Stock and a target of 2,500 shares of Common Stock, respectively.

Descriptions of each type of restricted stock unit award identified above are included in the "Executive Compensation Discussion and Analysis" section of this 2023 Proxy Statement.

Finally, in April 2023, the independent members of the Board of Directors approved the awards to Mr. Watson, Mr. Deily and Mr. Collins of non-qualified options (all with three-year vesting plans) to purchase 5,000 shares, 2,500 shares and 2,500 shares of our Common Stock, respectively, as recommended by the Compensation Committee.

The written charter for the Compensation Committee, which was originally adopted in April 2004, was most recently reviewed and affirmed in June 2022. The Compensation Committee is responsible for implementing and reviewing executive compensation plans, policies and programs in an effort to ensure the attraction and retention of executive officers in a reasonable and cost-effective manner, to motivate their performance in the achievement of our business objectives and to align the interests of executive officers with the long-term interests of our stockholders. To that end, it is the responsibility of the Compensation Committee to develop and approve, periodically, a general compensation plan and salary structure for our executive officers that also considers business and financial objectives, industry and market pay practices and/or such other information as may be deemed appropriate.

It is the responsibility of the Compensation Committee to review and approve the cash compensation (salary, bonus, and other incentive payments) of our CEO and the other Named Executive Officers, and to review and approve perquisites offered to our Named Executive Officers. The Compensation Committee shall also review and approve corporate goals and objectives relevant to the compensation of our Named Executive Officers, evaluate performance in light of the goals and objectives, and review and approve all employment, retention and severance agreements for our Named Executive Officers. As noted above, the Compensation Committee also makes recommendations to the Board of Directors regarding equity-based awards to the Named Executive Officers.

The Compensation Committee acts on behalf of the Board of Directors in administering compensation plans approved by the Board and/or the stockholders, including the 2020 Stock Plan, in a manner consistent with the terms of such plans; reviews and makes recommendations to the Board of Directors with respect to new compensation, incentive and equity-based plans; and reviews and makes recommendations to the Board on changes in major benefit programs for our Named Executive Officers. The Compensation Committee also reviews the management succession program for the CEO and selected other executive officers.

The members of the Compensation Committee are independent directors under the applicable rules of the NYSE. No current member of the Compensation Committee has ever been an officer or employee of the Company except Ms. Flanders who served as our chief financial officer during calendar 2015 (during 2019, the Board member status of Ms. Flanders was restored to "independent" pursuant to the requirements of the NYSE).

***Nominating/Corporate Governance Committee.*** The initial written charter of this committee now known as the Nominating/Corporate Governance Committee was adopted in April 2004, and was most recently reviewed and affirmed in June 2022. Pursuant to its expanded duties and responsibilities, the Nominating/Corporate Governance Committee provides oversight of our corporate governance affairs, including the consideration of risks, and assesses the full Board's performance annually in accordance with established procedures.

It has been primarily responsible for identifying individuals qualified to become members of our Board of Directors, and for recommending the persons to be nominated by the Board for election as directors at the annual meeting of stockholders and the persons to be chosen by the Board of Directors to fill any vacancies on the Board that may arise.

In its evaluations, the Nominating/Corporate Governance Committee considers the following selection criteria as a guide in its selection process as well as the gender and ethnic diversity of the Board. Such selection criteria include the following: (i) nominees should have a reputation for integrity, honesty and adherence to high ethical standards; (ii) nominees should have demonstrated business acumen, experience and ability to exercise sound judgments in matters that relate to our current and long-term business objectives and should be willing and able to contribute positively to our decision-making process; (iii) nominees should have a commitment to understand the Company and its industry and to attend regularly and to participate meaningfully in meetings of the Board of Directors and its committees; (iv) nominees should have the willingness and ability to understand the sometimes conflicting interests of our various constituencies, which include stockholders, employees, customers, governmental units, creditors and the general public, and to act in the interests of all stockholders; and (v) nominees should not have, or appear to have, a conflict of interest that would impair the nominee's ability to represent the interests of all of our stockholders and to fulfill the responsibilities of a director. Nominees shall not be discriminated against on the basis of race, religion, national origin, sex, sexual orientation, disability or any other basis proscribed by law.

The Board is committed to having a diverse board of directors and to using refreshment opportunities to strengthen the Board's diversity. Specifically, the Nominating/Corporate Governance Committee will consider the candidacy of women and racially/ethnically diverse candidates for all future vacancies on the Board. To that end, the Nominating/Corporate Governance Committee will continue to require that search firms engaged by the Company include a robust selection of women and racially/ethnically diverse candidates for serious consideration in all prospective director candidate pools. Presently, two of our Board members are female and one of our Board members is ethnically/racially diverse.

The Nominating/Corporate Governance Committee is also responsible for reviewing the requisite skills and criteria for new members of the Board of Directors as well as the composition of the Board as a whole. The Board of Directors believes that its membership should include individuals representing a diverse range of experience that gives the Board both depth and breadth in the mix of its skills. To that end, the Board endeavors to include in its overall composition a variety of targeted skills that complement one another rather than requiring each director to possess the same skills, perspective and interests.

Accordingly, the Nominating/Corporate Governance Committee and the other members of the Board of Directors considers the qualifications of directors and director nominees individually and also in the broader context of the Board's overall composition and the Company's current and future needs. We will consider nominees for the Board who are recommended by stockholders. Nominations by stockholders must be in writing, must include the full name of the proposed nominee, a brief description of the proposed nominee's business experience for at least the previous five years, and a representation that the nominating stockholder is a beneficial or record owner of our Common Stock. Any such submission must also be accompanied by the written consent of the proposed nominee to be named as a nominee and to serve as a director if elected. The Nominating/Corporate Governance Committee will review the qualifications and backgrounds of all directors and nominees (without regard to whether a nominee has been recommended by a stockholder), as well as the overall composition of the Board. Nominations must be delivered to the attention of the Nominating/Corporate Governance Committee at our headquarters address.

***Environmental, Social and Governance Committee.*** The Board understands that, increasingly, investors are making investment decisions pursuant to a strategy which considers both financial return and the commitment to favored social/environmental initiatives. As such, in April 2020, the Board formed the ESG Subcommittee of the Nominating/Corporate Governance Committee. In April 2023, the Board designated it as its own standing committee, the Environmental, Social and Governance Steering Committee.

The Board tasked the ESG Subcommittee with formalizing the Company's approach to understanding and responding to the environmental, social and governance concerns of the Company's stockholders, with a focus on management's practices and whether they encourage sustainability and community improvement. The charter of the ESG Subcommittee, which was approved by the full Board in September 2020, formalized its mission to assist the Company's

senior management in: (a) setting the Company's general strategy relating to ESG matters, as well as developing, implementing, and monitoring initiatives and policies for the Company based on that strategy; (b) overseeing communications with employees, investors, and other of the Company's stakeholders with respect to ESG matters; and (c) monitoring and anticipating developments relating to, and improving management's understanding of, ESG matters.

The ESG Subcommittee held periodic meetings throughout the year. A summary of our ESG accomplishments in various areas over the past three years is presented in Item 1, Business, of our Form 10-K for the year ended January 31, 2023. It is relevant to note that a significant amount of effort was spent by senior and project management to ensure the safety of the Company's employees during the COVID-19 pandemic while the Company continued to satisfy its customer obligations. While pro-active efforts varied depending on the particular job or office location, and other factors including the severity of the outbreak, the Company implemented a number of different safety measures, including COVID-19 testing onsite at a major job site, remote work, staggered shifts in various offices, contract tracing and quarantines.

We are also encouraged to report that for Fiscal 2023, Fiscal 2022 and Fiscal 2021, the amounts of revenues earned by us and associated with renewable energy projects were 9.6%, 13.4% and 10.8% of corresponding revenues. We expect that revenues associated with the performance of renewable energy projects will continue to contribute meaningfully to our power industry services segment and consolidated revenues over the coming years.

#### **Board Leadership and Risk Oversight**

Mr. Watson, our CEO, serves as a member of our Board of Directors. Mr. Griffin is also a member of management. Prior to his retirement from the Company in August 2022, Mr. Bosselmann served as our chief executive officer and chairman of the Board. Upon Mr. Bosselmann's retirement, we appointed Mr. Leimkuhler as Chairman of the Board of Directors and the lead independent director role was eliminated. Seven of the ten members of the Board, Messrs. Getsinger, Jeffrey, Leimkuhler, Mitchell, Quinn; Ms. Flanders; and Ms. Koilpillai, are considered to be independent based on the Board's consideration of our independence standards and the applicable independence standards of the NYSE as set forth in Section 303A.02(a)(ii) of the NYSE Listed Company Manual.

The Board periodically reviews the structure of the Board of Directors. Our bylaws currently provide that the Company's CEO shall preside at all meetings of the Board of Directors. The Board could amend that bylaw, but it believes that we have best corporate practices in place to ensure that the Company maintains a strong and independent Board, the highest standards of corporate governance and the continued accountability of our CEO to the Board. This structure is evidenced by the composition of the current Board of Directors and the membership of its various committees.

The members of the Audit Committee, the Compensation Committee and the Nominating/Corporate Governance Committee are all independent directors. Consequently, independent directors directly oversee critical matters such as the remuneration policy for executive officers; succession planning; corporate governance guidelines, policies and practices; the director nomination process; our corporate finance strategies and initiatives; and the integrity of our consolidated financial statements and internal control over financial reporting.

One of the Board's key responsibilities is the oversight of our assessment and management of risks that may adversely impact the Company. The standing Audit, Compensation and Nominating/Corporate Governance Committees address risks in their respective areas of oversight. Consequently, the Board monitors the design and effectiveness of our system of internal controls over financial reporting, the security of our computer information systems, the effectiveness of our corporate codes of conduct and ethics, including whether they are successful in preventing wrongful conduct, and risks associated with the independence of its members, potential conflicts of interest and succession planning.

Our Audit Committee considers and discusses our major financial risk exposures, including the risk that our sensitive and confidential data may not be adequately protected from unauthorized access, and the steps our management has taken to monitor and control these exposures, including guidelines and policies for the processes by which risk assessment, risk management and the structuring of our insurance programs are undertaken. The Audit Committee also monitors compliance with legal and regulatory requirements. It oversees the performance of management's assessments of our system of internal control over financial reporting and of the audits conducted by the independent registered public accountants of our consolidated financial statements and our internal controls over financial reporting.



The Compensation Committee oversees the administration of our equity compensation plans, and reviews and approves the salaries, bonuses and cash incentives paid to the Named Executive Officers while assessing whether any of our compensation policies and programs has the potential to encourage excessive risk-taking. The independent directors of the Board approve all stock option and other stock awards. Senior management provides reports on enterprise risk issues, including operational, financial, legal and regulatory, and strategic and reputation risks, to the appropriate committee or to the full Board.

The entire Board and the committees receive reports on areas of material risk not only from senior management, but from our internal audit firm, our independent registered public accountants, outside counsel, and other members of management and professional advisors. When one of the committees receives any such report, the chairman of the committee reports to the full Board of Directors at the next Board meeting. This process enables the Board and its committees to coordinate the risk oversight role, particularly with respect to risk interrelationships.

The Board of Directors adopted a set of governance guidelines which provide a framework within which the Board conducts its business. The guidelines describe the basic responsibilities of a member of our Board and the requirements for the conduct of Board and committee meetings. These governance guidelines are available on our website at [www.arganinc.com](http://www.arganinc.com).

#### Compensation of Directors

The following table summarizes the fees and other compensation for the non-employee members of our Board of Directors for Fiscal 2023. Each non-employee member of our Board of Directors received an annual fee of \$35,000. Members of the Audit Committee received an additional annual fee of \$5,000 and the Audit Committee Chair received an additional annual fee of \$10,000. Effective August 16, 2022, we established an annual fee for the Chairman of the Board in the amount of \$65,000, and the lead independent director role and associated annual fee of \$15,000 were eliminated. Directors were reimbursed for reasonable expenses actually incurred in connection with attending each formal meeting of the Board of Directors or the meeting of any committee thereof. Directors were also eligible to receive awards of options to purchase shares of our Common Stock and of restricted stock units.

Name	Fees	Stock Option Awards <sup>(1)</sup>	Restricted Stock Unit Awards <sup>(1)</sup>	All Other Compensation	Total Compensation
Cynthia A. Flanders	\$ 40,000	\$ 38,750	\$ 62,510	\$ —	\$ 141,260
Peter W. Getsinger	40,300	38,750	62,510	—	141,560
John R. Jeffrey, Jr.	50,000	38,750	62,510	—	151,260
Mano S. Koilpillai	35,300	38,750	62,510	—	136,560
William F. Leimkuhler	67,800	38,750	62,510	—	169,060
W.G. Champion Mitchell	35,000	38,750	62,510	—	136,260
James W. Quinn	42,500	38,750	62,510	—	143,760

(1) Amounts represent the aggregate award date fair values reflecting the assumptions discussed in Note 12, Stock-Based Compensation, of our consolidated financial statements included in our Annual Report on Form 10-K for Fiscal 2023.

**THE BOARD OF DIRECTORS RECOMMENDS A VOTE "FOR" THE ELECTION OF EACH OF THE NOMINATED DIRECTORS**

## PROPOSAL NO. 2

### ALLOCATION OF SHARES OF COMMON STOCK RESERVED FOR ISSUANCE UNDER THE 2020 STOCK PLAN

On April 11, 2023, the Board of Directors adopted resolutions, subject to stockholder approval, to increase the shares reserved for issuance under the 2020 Stock Plan by 500,000 shares of our Common Stock to 1,000,000 shares of our Common Stock for issuance thereunder. The purpose of the 2020 Stock Plan is to provide our employees and directors who are in a position to contribute materially to our long-term success with opportunities to increase their interest in the Company's welfare, and to help in attracting and retaining employees and directors of outstanding ability, including those additional management and non-management employees who may join us as a result of future business acquisitions or other growth of the Company.

On June 23, 2020, our stockholders approved the adoption of the Argan, Inc. 2020 Stock Plan, and the allocation of 500,000 shares of the Company's common stock for issuance thereunder. The 2020 Stock Plan succeeds the Argan, Inc. 2011 Stock Plan as our authority to make awards pursuant to the older plan expired in July 2021. Together, the 2020 Stock Plan and the 2011 Stock Plan are hereinafter referred to as the "Stock Plans."

As of April 26, 2023, there were 144,745 remaining shares of Common Stock available for award under the 2020 Stock Plan and there were outstanding options to purchase 1,419,002 shares of our Common Stock under both Stock Plans, which includes options to purchase 83,000 shares of our Common Stock that were granted to our officers, employees and members of the Board of Directors during Fiscal 2023 and the period subsequent to Fiscal 2023 through April 26, 2023. In addition, as of April 26, 2023, there were 308,134 shares of our Common Stock covered by outstanding awards of restricted stock units made to members of our Board of Directors, our CEO, our CFO and other key employees pursuant to the terms of the Stock Plans. The material features of the 2020 Stock Plan are outlined below.

#### **The 2020 Stock Plan**

*Purpose.* The purpose of the 2020 Stock Plan is to provide incentives to employees and directors who are in a position to contribute materially to our long-term success, to increase their interest in the Company's welfare and to aid in attracting and retaining individuals with outstanding ability. The Plan is administered by the Compensation Committee (the "Compensation Committee") of our Board of Directors.

*Eligibility.* Subject to certain other provisions of the 2020 Stock Plan, the number of shares of our Common Stock which may be issued or transferred pursuant to stock options and stock awards granted under the 2020 Stock Plan ("Awards") and the number of shares of our Common Stock which may be subject to outstanding but unexercised stock options granted under the 2020 Stock Plan shall not exceed 1,000,000 shares in the aggregate, assuming the approval of this Proposal No. 2.

Stock options granted under the 2020 Stock Plan may be either "incentive stock options" within the meaning of Section 422 of the Internal Revenue Code of 1986, as amended (the "Code"), or non-qualified options. Incentive stock options may be granted only to employees of the Company (including directors who are employees), while non-qualified options may be issued to employees and directors (whether or not an employee) of the Company. Employees and directors shall also be eligible to receive grants of restricted and/or unrestricted stock under the 2020 Stock Plan. Our Board of Directors has the authority to determine those individuals who shall receive Awards and the number of shares of our Common Stock subject to such Awards. The Board of Directors shall also determine the time periods during which stock options granted under the 2020 Stock Plan may become partially or fully exercisable and the exercise price for each stock option granted under the 2020 Stock Plan, subject to certain limitations described therein. Restricted stock grants may be made subject to vesting, in one or more installments, upon the happening of certain events, upon the passage of a specified period of time, upon the fulfillment of certain conditions or upon the achievement by the Company or any subsidiary, division, affiliate or joint venture of the Company of certain performance goals, as the Compensation Committee shall recommend in each case when restricted stock grants are awarded.

*Terms of the Options.* Awards must occur no later than July 19, 2030. The per share purchase price of the shares of Common Stock subject to incentive and non-qualified stock options may not be less than the fair market value of the Common Stock on the date that the stock option is granted. For incentive stock options granted to any person who owns,

directly or indirectly, at the time of the grant, 10% or more of the total combined voting power of all classes of stock of the Company (a "10% Stockholder"), the per share purchase price of the shares of Common Stock subject to the option shall be at least 110% of the fair market value of our Common Stock on the date of grant. Incentive stock options granted under the 2020 Stock Plan cannot be exercised more than ten years from the date of grant except that the term of an incentive stock option issued to a 10% Stockholder cannot exceed five years.

The aggregate exercise price of a stock option, or any portion thereof, shall be payable on the date of exercise of the option (i) in cash or by check, bank draft or postal or express money order by the option holder, or (ii), provided that a public market exists for our Common Stock, in consideration received by the Company under a procedure whereby a qualified broker-dealer advances funds on behalf of an option holder or sells shares acquired upon the exercise of a stock option on behalf of an option holder. Notwithstanding any other provisions hereof, the aggregate fair market value (determined at the time the option is granted) of the shares of Common Stock with respect to which an incentive stock option becomes exercisable for the first time during any calendar year (under the 2020 Stock Plan and all other similar plans of the Company) shall not exceed \$100,000.

*Transferability.* No right under the 2020 Stock Plan may be transferred other than by will or the laws of descent and distribution. During the lifetime of an option holder, a stock option will be exercisable only by the option holder or his/her conservator. If a stock option shall expire and terminate for any reason, in whole or in part, without being exercised or, if a stock award is forfeited because the restrictions with respect to such stock award shall not have been met or have lapsed, the number of shares of Common Stock subject to the stock option or which are no longer outstanding under a stock award may again become available for an Award.

*Federal Income Tax Consequences.* If an option granted under the 2020 Stock Plan is an incentive stock option, the option holder will recognize no taxable income upon the grant of the incentive stock option and will incur no income tax liability due to the exercise unless the option holder is subject to the alternative minimum tax. The Company will not be allowed a deduction for federal income tax purposes as a result of the exercise of an incentive stock option regardless of the applicability of the alternative minimum tax. Upon the sale or exchange of the shares at least two years after grant of the option and one year after transfer of the shares to the option holder by the Company, any gain will represent a long-term capital gain for the option holder. If these holding periods are not satisfied, the option holder will recognize ordinary income equal to the difference between the exercise price and the lower of the fair market value of the Common Stock at the date of the option exercise or the sale price of the Common Stock. The Company will be entitled to a deduction in the same amount as the ordinary income recognized by the option holder. Any gain recognized on such a premature disposition of the shares in excess of the amount treated as ordinary income will be characterized as capital gain.

Currently, a short-term capital gain (the profit on the sale of an asset held for a period less than one year) is taxed for Federal purposes at the same rate as applied to the ordinary income of the taxpayer. The Federal tax rate for a long-term capital gain (the profit on the sale of an asset held for a period of at least one year) is 0%, 15% or 20%, depending on the income of the taxpayer; these rates are typically much lower than the ordinary income tax rate.

If an option granted under the 2020 Stock Plan is a non-qualified stock option, the option holder will recognize no taxable income upon the grant of the stock option, but will recognize ordinary income equal to the difference between the exercise price and the fair market value of the Common Stock at the date of the option exercise regardless of whether or not any of the shares transferred to the option holder upon exercise of the option are sold. The Company will be entitled to an income tax deduction in the same amount as the ordinary income recognized by an option holder upon the exercise of a non-qualified stock option. The Company is obligated to collect certain payroll taxes from the option holder on the date of exercise based on the amount of ordinary income recognized by the option holder upon the corresponding exercise.

The recipient of a restricted stock award generally does not recognize taxable income at the time of award, and the Company is not entitled to an income tax deduction at that time unless the recipient elects to be taxed at the time of award by making an election under Section 83(b) of the Code within 30 days of the date of award. When the restrictions applicable to the shares lapse, the recipient recognizes ordinary income in an amount equal to the excess of the fair market value of the shares of our Common Stock at such time over the amount, if any, paid for the shares. Ordinarily, the Company will be entitled to an income tax deduction at the same time and in the same amount as the ordinary income recognized by the recipient. The award of unrestricted shares of our Common Stock has immediate income tax consequences for both the recipient and the Company. The recipient will recognize ordinary income at the time of the award in an amount equal

to the then fair market value of the shares of Common Stock less any amount paid for the shares. Ordinarily, we will be entitled to an income tax deduction at the same time and in the same amount as the ordinary income recognized by the recipient.

The foregoing is only a summary of the effects of federal income taxation upon individuals and the Company with respect to Awards and the acquisition of shares of our Common Stock under the 2020 Stock Plan, and does not purport to be complete. References should be made to the applicable provisions of the Code. This summary does not discuss the income tax laws of any municipality, state or foreign country in which the recipient of an Award may reside.

*Termination of Employment/Relationship.* If employment with the Company of the holder of a stock option is terminated other than by disability or death, the term of any then outstanding stock option held by the employee shall extend for a period no later than three months after the employment termination date, in the case of an incentive stock option, and no later than twelve months after the employment termination date, in the case of a non-qualified stock option. If a director ceases to be a director, other than by reason of death, the terms of any then outstanding non-qualified stock option held by the individual shall extend for a period no later than twelve months after cessation of the services being provided to the Company by the option holder. If employment with the Company of the holder of an incentive stock option is terminated by reason of disability, the term of any then outstanding incentive stock option held by the employee shall extend for a period ending no later than twelve months after the employment termination date. In all of the cases summarized in this paragraph, a stock option shall be exercisable to the extent it was exercisable as of the last date of employment or service, as applicable.

If an option holder dies, the representative of his/her estate or beneficiaries thereof to whom the stock option has been transferred shall have the right during the period ending no later than twelve months after the date of death to exercise any then outstanding stock options in whole or in part. If an individual who holds restricted stock awarded under the 2020 Stock Plan ceases his/her employment with us or service to us, as applicable, prior to the lapse of any restrictions related to the restricted stock, such Common Stock shall be forfeited and returned to us.

Notwithstanding the foregoing, all stock options and restricted stock units outstanding at the time of a change in control of the Company, as defined in the 2020 Stock Plan, shall become fully vested.

#### Equity Compensation Plan Information

The following table sets forth certain information, as of April 26, 2023, concerning securities authorized for issuance under options to purchase our Common Stock.

	Number of Securities Issuable under Outstanding Options	Weighted Average Exercise Price of Outstanding Options	Number of Securities Remaining Available for Future Awards <sup>(1)</sup>
Equity Compensation Plans Approved by the Stockholders <sup>(2)</sup>	1,419,002	\$ 44.36	144,745
Equity Compensation Plans Not Approved by the Stockholders	—	—	—
<b>Totals</b>	<b>1,419,002</b>	<b>\$ 44.36</b>	<b>144,745</b>

(1) Represents the number of shares of Common Stock reserved for future stock awards, including restricted stock unit awards.

(2) Approved plans include only the Company's Stock Plans.

**THE BOARD RECOMMENDS A VOTE "FOR" APPROVAL TO ALLOCATE 500,000 SHARES OF COMMON STOCK RESERVED FOR ISSUANCE UNDER THE 2020 STOCK PLAN**

### PROPOSAL NO. 3

#### APPROVAL OF EXECUTIVE COMPENSATION (THE "SAY-ON-PAY" PROPOSAL)

We are seeking stockholder approval of the compensation of our Named Executive Officers as described in the "Executive Compensation Discussion and Analysis" section, the compensation tables and the other narrative compensation disclosures of this Proxy Statement, all of which are included below. This non-binding advisory proposal, commonly known as a "say-on-pay" proposal, is required under Section 14A of the Securities Exchange Act of 1934, as amended (the "Exchange Act"). This vote represents our eleventh annual advisory say-on-pay vote. Last year, the stockholders approved our executive compensation with 96% of the vote in favor of our program.

Based on management's recommendation and the results of voting by the stockholders at the 2019 Annual Meeting, the Board of Directors determined that we will hold an advisory vote on our executive compensation every year. Because this is an advisory vote, the results will not be binding on the Board of Directors and it will not directly affect or otherwise limit any existing compensation or award arrangement of any of our Named Executive Officers. However, our Compensation Committee does consider the outcome of the annual votes when determining executive compensation arrangements.

The Compensation Committee has conducted comprehensive stockholder outreach which commenced during our fiscal year ended January 31, 2018. During Fiscal 2023 and shortly thereafter, the members of the Compensation Committee continued to engage in meaningful contacts with certain stockholders, as we proactively contacted all of our top 25 stockholders, who collectively represented approximately 69% of our outstanding shares, as described further in the "Executive Compensation Discussion and Analysis" section below. The purpose of the outreach practice is to deepen our understanding of the perspectives of our stockholders with respect to our compensation practices, and to evaluate and to address any concerns or reactions we receive.

Based on feedback we have received in the past, we increased the vesting period for stock option awards, introduced the use of performance-based long-term incentive equity compensation, instituted a cap on annual cash incentive awards and committed to a policy prohibiting the future negotiation of single-trigger change-in-control provisions, among other changes. These changes led to enhancements of the disclosures regarding executive compensation which are reflected in the discussion of our executive compensation included in our Proxy Statement for the current year.

The Board of Directors has adopted several other policies to improve accountability and further encourage an alignment of stockholder and executive officer interests. These policies, which are also described in further detail below in the "Executive Compensation Discussion and Analysis" section, include a stock ownership policy for Named Executive Officers and non-employee members of our Board, a claw-back policy, a no pledging policy and an anti-hedging policy. In April 2023, we introduced a new restricted stock award for certain executive officers in order to incentivize growth of our diluted EPS over a three-year measurement period.

Consistent with past efforts to increase compensation transparency for our stockholders, we developed specific performance metrics for use in the determination of the amount of non-equity cash incentive compensation that may be earned each year by the CEO of Gemma. The metrics were used to confirm the amounts of such compensation earned by him for Fiscal 2023. In April 2021, we introduced the use of a new restricted stock award in order to incentivize the growth in the number and value of renewable energy construction projects awarded to Gemma over the ensuing three-year period.

In summary, our executive compensation program has been structured by the Compensation Committee to assure the stability of our core management team through challenging business environments. Concurrently we provide incentives to drive profitable growth and to deliver value to our stockholders.

In considering how to vote on this advisory proposal, we urge our stockholders to study all the relevant information in the "Executive Compensation Discussion and Analysis" section below, and the compensation tables and the other narrative disclosures regarding our executive compensation program that are included herein.

#### **THE BOARD RECOMMENDS A VOTE "FOR" APPROVAL OF THE SAY-ON-PAY PROPOSAL**

PROPOSAL NO. 4

**RATIFICATION OF THE APPOINTMENT OF  
INDEPENDENT REGISTERED PUBLIC ACCOUNTANTS**

The Audit Committee of our Board of Directors has selected Grant Thornton LLP ("Grant Thornton") as the independent registered public accountants for the performance of the audits of our consolidated financial statements and our system of internal control over financial reporting for our fiscal year ending January 31, 2024.

Our stockholders are being asked to ratify the Audit Committee's selection. Grant Thornton has served as our independent registered public accountants since 2006. A representative of Grant Thornton is expected to be present at the Annual Meeting and to be available to respond to appropriate questions. Although Grant Thornton has indicated that no statement will be made, the firm will be provided the opportunity to make a statement.

**Audit Firm Independence**

The Audit Committee is directly responsible for the appointment, compensation, retention and oversight of the independent registered public accountants and it evaluates the selection of them each year. In addition, in order to promote continuing auditor independence, the Audit Committee considers the independence of Grant Thornton at least annually. Based on their most recent evaluation, including the firm's past performance and an assessment of the firm's qualifications and resources, the Audit Committee believes that the continued retention of Grant Thornton to serve as our independent registered public accountants is in the best interests of the Company and its stockholders.

**Audit Committee Pre-Approval Policies and Procedures**

The Audit Committee has established a policy requiring the pre-approval of all audit and non-audit services to be performed by our independent registered public accountants, who may not render any audit or non-audit service unless the service is approved in advance by the Audit Committee pursuant to its pre-approval policy. The Audit Committee has delegated to its chairman the authority to pre-approve certain services. The chairman must report any pre-approval pursuant to such delegation of authority to the other members of the Audit Committee at its next scheduled meeting at which time the Audit Committee is then asked to approve and ratify the pre-approved service. The Audit Committee followed these guidelines in approving all services rendered by our independent registered public accountants during Fiscal 2023 and Fiscal 2022.

**Fees**

The following table below presents the amounts of fees billed to us by Grant Thornton for professional services rendered during and related to Fiscal 2023 and Fiscal 2022.

	2023	2022
Audit Fees	\$ 1,494,734	\$ 1,107,981
Audit-Related Fees	—	—
Tax Fees	288,431	146,000
All Other Fees	—	—
Total Fees	<u>\$ 1,783,165</u>	<u>\$ 1,253,981</u>

**Audit Fees.** This category consists of fees billed for professional services rendered for annual audits of our consolidated financial statements; for statutory audits of the separate financial statements of foreign subsidiaries; for reviews of quarterly condensed consolidated financial statements; and for the review of current reports and other documents filed with the SEC. Audit fees also include the costs associated with Grant Thornton's audit of the effectiveness of our internal control over financial reporting. For Fiscal 2023, this amount also reflects the expanded audit procedures performed at APC as its growth has caused an increase in the materiality of its financial results and system of internal control over financial reporting and the additional audit procedures performed in order to investigate and evaluate the wire transfer fraud incident that was disclosed in our Current Report on Form 8-K that was filed at the SEC on March 10, 2023.

**Audit-Related Fees.** This category includes fees billed for services provided by Grant Thornton that were related to consultations on accounting and reporting matters and to due diligence procedures performed during the investigations of potential acquisitions. No such fees were incurred during Fiscal 2023 or Fiscal 2022.

**Tax Fees.** This category consists of fees billed for professional tax services provided in the areas of compliance, research and development credits, research and planning.

**All Other Fees.** This category includes fees for other miscellaneous items. No such fees were incurred during Fiscal 2023 or Fiscal 2022.

#### **AUDIT COMMITTEE REPORT**

The Audit Committee of our Board operates pursuant to a written charter which was updated in June 2022. A copy can be found at [www.arginc.com](http://www.arginc.com). The Board of Directors has made a determination that the members of the Audit Committee satisfy the independence and other requirements of the NYSE and the applicable rules of the SEC. The Board has also made the determination that at least one member of the Audit Committee is a "financial expert" as that term is defined in Item 407 of the SEC's Regulation S-K.

The responsibilities of the Audit Committee are set forth in its charter, and include the responsibility for the appointment and supervision of our independent registered public accountants; the approval of the arranged fees for services; the evaluation of the firm's qualifications and independence; the approval of all audit and non-audit services provided by them; and the review of our consolidated financial statements with our management and them. The Company's independent registered public accountants are required to report directly to the Audit Committee. The Audit Committee also reviews our accounting policies, internal control procedures, material related party transactions, the security of our information systems (including cybersecurity), and compliance activities. Its members also review the Charter of the Audit Committee.

The following is a report on the Audit Committee's activities for Fiscal 2023:

##### **Audit of Financial Statements**

The Audit Committee reviewed and discussed the Company's condensed unaudited consolidated financial statements for the fiscal quarters ended April 30, July 31 and October 31, 2022, and the Company's audited consolidated financial statements as of January 31, 2023 and for the year then ended with the management of the Company and with the engagement personnel of Grant Thornton, the Company's independent registered public accountants. During the year, Grant Thornton also made a presentation to the Audit Committee that outlined the firm's audit timeline and planned procedures based on its assessments of the significant financial statement and fraud risks.

The audit report issued by Grant Thornton relating to the Company's consolidated financial statements as of January 31, 2023 and for the year then ended, including a discussion of one critical audit matter, expressed an unqualified opinion thereon.

The scope of the audit procedures performed by Grant Thornton for the year ended January 31, 2023 also included observations and tests of evidence with results sufficient for the accounting firm to report that the Company maintained, in all material respects, effective internal control over financial reporting as of January 31, 2023.

##### **Review of Other Matters with the Independent Registered Public Accountants**

The Audit Committee has also discussed with Grant Thornton the matters required to be communicated to the Company pursuant to applicable regulations of the Public Company Accounting Oversight Board (United States). The Audit Committee has received from Grant Thornton the written disclosures and the letter required by Independence Standards Board Standard No. 1 (Independence Discussions with Audit Committees), and has discussed with Grant Thornton matters relating to the firm's independence from the Company. There have not been any independence matters brought to the attention of the Audit Committee.

The Audit Committee has also received from Grant Thornton the written communication required by the corporate governance rules of the NYSE that describes the firm's quality control policies and procedures including its audit performance and independence monitoring systems. This communication also provides disclosure of material issues raised by inquiry or investigation by government or professional authorities over the last five years.

#### Recommendation That Financial Statements Be Included in the Annual Report

Based on the reviews and discussions referred to above, the Audit Committee recommended to the Board of Directors that the audited consolidated financial statements described above be included in the Company's Annual Report on Form 10-K for the fiscal year ended January 31, 2023 for filing with the SEC.

#### Submitted by the Audit Committee of the Board of Directors:

John R. Jeffrey, Jr. (Chairman, Audit Committee)  
Cynthia A. Flanders (Member, Audit Committee)  
Peter W. Getsinger (Member, Audit Committee)

### THE BOARD RECOMMENDS A VOTE "FOR" RATIFICATION OF THE APPOINTMENT OF GRANT THORNTON LLP AS OUR INDEPENDENT REGISTERED PUBLIC ACCOUNTANTS FOR FISCAL 2024

#### PRINCIPAL STOCKHOLDERS

The following table presents the number of shares of Common Stock beneficially owned as of January 31, 2023 by each director; each executive officer named in the Summary Compensation Table below; all directors and executive officers as a group; and each person who, to our knowledge, owns beneficially more than 5% of our Common Stock. Unless otherwise indicated, beneficial ownership is direct and the identified stockholder has sole voting and investment power.

Name and Address	Shares Beneficially Owned <sup>(1)</sup>	Beneficial Ownership Percentage <sup>(1)</sup>
Rainer H. Bosselmann <sup>(2)</sup>	651,222	4.74%
David H. Watson <sup>(3)</sup>	179,561	1.32%
William F. Griffin, Jr. <sup>(4)</sup>	170,000	1.26%
James W. Quinn <sup>(5)</sup>	142,902	1.06%
William F. Leimkuhler <sup>(6)</sup>	110,332	*
Cynthia A. Flanders <sup>(7)</sup>	90,332	*
Peter W. Getsinger <sup>(8)</sup>	67,732	*
W.G. Champion Mitchell <sup>(9)</sup>	65,832	*
John R. Jeffrey, Jr. <sup>(10)</sup>	56,332	*
Richard H. Deily <sup>(11)</sup>	50,025	*
Charles E. Collins IV <sup>(12)</sup>	49,537	*
Mano S. Koilpillai <sup>(13)</sup>	25,179	*
Officers and Directors, as a group (12 persons) <sup>(14)</sup>	1,658,986	11.53%
River Road Asset Management, LLC <sup>(15)</sup>	1,766,567	13.14%
BlackRock, Inc. <sup>(16)</sup>	1,347,896	10.03%
Dimensional Fund Advisors LP <sup>(17)</sup>	841,091	6.26%
Vanguard Group, Inc. <sup>(18)</sup>	699,774	5.21%

\* Less than 1%.

- (1) Each applicable percentage of ownership is based on 13,441,590 shares of Common Stock outstanding as of January 31, 2023, together with applicable stock options for each stockholder. Beneficial ownership is determined in accordance with the rules of the SEC and generally includes voting or investment power with respect to securities. Shares of Common Stock subject to options that are currently exercisable or exercisable within 60 days of January 31, 2023 are deemed to be beneficially owned by the person holding such stock options for the purpose of computing the percentage of ownership of such person, but are



not treated as outstanding for the purpose of computing the percentage ownership of any other person. Unless otherwise noted in the footnotes below, the address for each of the individuals listed in the table above is c/o Argan, Inc., One Church Street, Suite 201, Rockville, Maryland 20850.

- (2) Includes 363,149 shares owned by Mr. Bosselmann and 2,241 shares owned by Mr. Bosselmann and his wife, as joint tenants. Also includes options to purchase 285,832 shares of Common Stock which are held by Mr. Bosselmann and are fully vested.
- (3) Includes options to purchase 158,666 shares of Common Stock which are fully vested.
- (4) Represents shares owned by the William F. Griffin, Jr. Revocable Trust DTD 12/09/04; Mr. Griffin is a trustee of the trust.
- (5) Includes options to purchase 78,332 shares of Common Stock held by Mr. Quinn which are fully vested. Does not include 273,157 shares of Common Stock held by Allen & Company LLC and affiliates. Mr. Quinn disclaims beneficial ownership of the shares held by Allen & Company LLC and affiliates.
- (6) Includes options to purchase 78,332 shares of Common Stock which are fully vested.
- (7) Includes options to purchase 75,332 shares of Common Stock which are fully vested.
- (8) Includes options to purchase 55,332 shares of Common Stock which are fully vested.
- (9) Includes options to purchase 44,999 shares of Common Stock which are fully vested.
- (10) Includes options to purchase 48,332 shares of Common Stock which are fully vested.
- (11) Includes options to purchase 47,832 shares of Common Stock which are fully vested.
- (12) Includes options to purchase 47,832 shares of Common Stock which are fully vested.
- (13) Represents options to purchase 24,999 shares of Common Stock which are fully vested.
- (14) Includes options to purchase 945,820 shares of Common Stock held by the executive officers and members of our Board of Directors which are fully vested.
- (15) Based upon Schedule 13G/A (Amendment No. 4) filed with the SEC on February 7, 2023 by River Road Asset Management, LLC ("River Road"), which reports aggregate beneficial ownership of 1,766,567 shares of Common Stock over which it has sole dispositive power with respect to all of the shares of Common Stock and sole voting power with respect to 1,729,641 shares of Common Stock. The address for River Road is 462 South Fourth Street, Suite 2000, Louisville, Kentucky 40202.
- (16) Based upon Schedule 13G/A (Amendment No. 6) filed with the SEC on January 24, 2023 by BlackRock, Inc. ("BlackRock"), which reports aggregate beneficial ownership of 1,347,896 shares of Common Stock over which it has sole dispositive power with respect to all of the shares of Common Stock and sole voting power with respect to 1,322,421 shares of Common Stock. The address for BlackRock is 55 East 52<sup>nd</sup> Street, New York, New York 10055.
- (17) Based upon Schedule 13G filed with the SEC on February 14, 2023 by Dimensional Fund Advisors LP ("Dimensional") which reports aggregate beneficial ownership of 841,091 shares of Common Stock over which it has sole dispositive power with respect to all of the shares of Common Stock and sole voting power with respect to 823,136 shares of Common Stock. The address for Dimensional is 6300 Bee Cave Road, Building One, Austin, Texas 78746.
- (18) Based upon Schedule 13G/A (Amendment No. 2) filed with the SEC on February 9, 2023 by Vanguard Group, Inc. ("Vanguard") which reports aggregate beneficial ownership of 699,774 shares of Common Stock. Vanguard reports that it has sole dispositive power for 676,778 shares of Common Stock, and that it has shared dispositive and shared voting powers with respect to 22,996 and 9,310 shares of Common Stock, respectively. The address for Vanguard is 100 Vanguard Boulevard., Malvern, PA 19355.

## EXECUTIVE COMPENSATION DISCUSSION AND ANALYSIS

### *Introduction*

This section of the Proxy Statement provides an overview and analysis of our executive compensation program. Over the past several years, the Compensation Committee has engaged in comprehensive stockholder outreach efforts resulting in a number of significant modifications to our executive compensation program, covered in the discussion of our program for the current year presented below. During Fiscal 2023, the members of the Compensation Committee continued stockholder engagement and received positive feedback regarding the changes undertaken and the overall compensation program. The following describes the Company's executive compensation-setting process, the principles and objectives of the program, the major elements of compensation paid to executives under the program, other compensation-related policies and the actions that were taken by the Compensation Committee for Fiscal 2023 and beyond. For Fiscal 2023, the Company's senior executive officers considered to be Named Executive Officers, as defined in the rules of the SEC, were:

- David H. Watson, President and Chief Executive Officer;
- Richard H. Deily, Senior Vice President, Chief Financial Officer, Treasurer and Corporate Secretary;
- Charles E. Collins IV, Chief Executive Officer of Gemma; and
- Rainer H. Bosselmann, Director.

On August 16, 2022, Mr. Bosselmann retired from the Company's chief executive officer and chairman of the board positions but continues to serve as a member of the Board. Mr. Bosselmann will not be considered a Named Executive Officer in the future. Mr. Watson was promoted to President and Chief Executive Officer and was appointed to the Board, effective August 16, 2022. The Board also promoted Mr. Deily to the position of Senior Vice President, Chief Financial Officer, Treasurer and Corporate Secretary, effective August 16, 2022.

### *Role of the Compensation Committee*

The Compensation Committee of our Board of Directors establishes the overall executive compensation philosophy and oversees the executive compensation program in accordance with its charter. This charter is available on our website at [www.arganinc.com](http://www.arganinc.com).

The written charter of the Compensation Committee was updated in June 2022. It addresses the implementation and review of executive compensation plans, policies and programs in an effort to ensure the attraction and retention of executive officers in a reasonable and cost-effective manner, to motivate their performance toward the achievement of our business objectives and to align their interests with the long-term interests of our stockholders. To that end, it is the responsibility of the Compensation Committee to develop and to approve periodically a general compensation plan and salary structure for our executive officers that considers business and financial objectives, industry and market pay practices and/or such other information as may be deemed appropriate.

It is also the responsibility of the Compensation Committee to review the compensation elements and amounts for our CEO, to review the results of the calculations pursuant to the performance criteria established in the employment agreement of Mr. Collins, to review and approve the compensation (salary, bonus and other compensation) of our other Named Executive Officers, to review and approve perquisites that may be offered to our Named Executive Officers, and to recommend to the full Board of Directors that it ratify or approve the Committee's decisions. The Compensation Committee also reviews and approves corporate goals and objectives relevant to the compensation of our Named Executive Officers, evaluates performance in light of the goals and objectives, and reviews and approves all employment, retention and separation agreements with them.

The Compensation Committee acts on behalf of the Board of Directors in administering compensation plans approved by the Board and/or the stockholders, including the Argan, Inc. 2020 Stock Plan, in a manner consistent with the terms of such plans; reviews and makes recommendations to the Board of Directors with respect to new compensation and incentive and equity-based plans; and reviews and makes recommendations to the Board on changes in major benefit

programs for our Named Executive Officers. The Compensation Committee is also responsible for the development of management succession plans for our CEO and selected other executive officers. The Board of Directors has determined that each member of the Compensation Committee is "independent" within the meaning of the NYSE corporate governance listing standards and our Corporate Governance Guidelines.

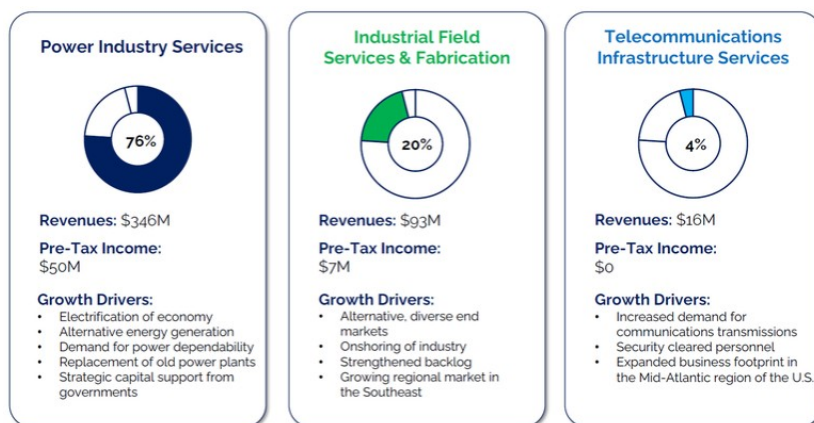
**Role of the Chief Executive Officer**

Our CEO, in consultation with the Compensation Committee, establishes the strategic direction of our executive compensation program. During the first quarter of each fiscal year, the CEO consults with the chairman of the Compensation Committee to discuss the financial results for the fiscal year just ended, the results of business development efforts during the year, and the amount of project backlog at year-end, and to evaluate the individual performance and achievements of the other Named Executive Officers. This review process also incorporates the assessments by the other Compensation Committee members regarding executive performance, and may consider the results of the most recent competitive market positioning review used in setting the amount of compensation for Named Executive Officers.

The Compensation Committee reviews the performance-based incentive compensation amount for Mr. Collins, which is calculated pursuant to the criteria included in his employment agreement. As a critical element of this process, the Compensation Committee exercises its sole responsibility by evaluating the CEO's performance for the most recently completed fiscal year and by setting the level and elements of his compensation. The CEO is not present when the Compensation Committee discusses and determines his compensation.

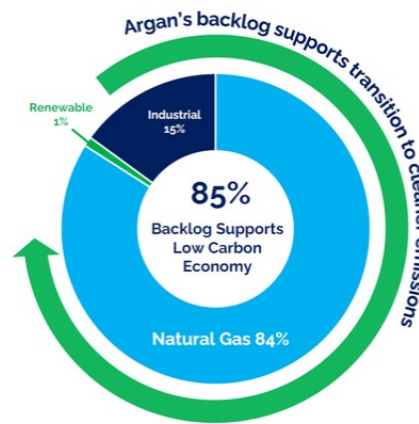
**Fiscal 2023 Business Highlights**

Argan's primary business is providing a full range of engineering, procurement, construction, commissioning, maintenance, project development and technical consulting services to the power generation market, including the renewable energy sector. We provide these services, primarily in the U.S., the Republic of Ireland ("Ireland") and the United Kingdom (the "U.K.") through our Gemma and APC subsidiary operations. Argan also owns The Roberts Company, Inc. ("TRC"), a construction and field services firm with steel pipe and vessel fabrication capabilities serving industrial organizations primarily in the Southeast region of the U.S., and Southern Maryland Cable, Inc. ("SMC"), which represents our telecommunications infrastructure services operations and conducts business as SMC Infrastructure Solutions. SMC provides utility construction services and comprehensive technology wiring solutions to customers primarily in the Mid-Atlantic region of the U.S. SMC performs both outside and inside plant cabling.



Fiscal 2023 was a year of marked progress and forward momentum for Argan, as we wrapped up major projects, embarked on new opportunities and grew our project backlog by over \$0.1 billion to exceed \$0.8 billion. As of January 31, 2023, approximately 85% of our backlog supports a low-carbon emissions economy.

Looking back over Fiscal 2023, we enjoyed the success of achieving first fire for all three turbines of the Guemsey Power Station, the largest single-phase gas-fired power plant project in the U.S. Likewise, the Maple Hill Solar facility, a representation of our capabilities in the renewable space, also neared completion. We reported consolidated revenues of \$455.0 million for the year ended January 31, 2023, reflecting meaningful revenue contributions from these two projects.



Looking forward, we are excited about the growth of our project backlog during Fiscal 2023. Our growth in backlog was a complementary effort by our businesses. Notably, the project backlog of TRC grew by over 175% since the end of the prior fiscal year, reflecting the successful execution of our strategy to focus on winning larger industrial construction projects. We are fully underway with the early stages of the engineering, procurement and construction services project for the Trumbull Energy Center, a 950 MW natural gas-fired power plant that we are building in Lordstown, Ohio, which we announced in November 2022. The activity on this project is expected to ramp up over the course of the new fiscal year. The Kilroot power station in Northern Ireland and the ESB FlexGen peaker power plants in Dublin, Ireland, are currently at or near peak construction activity. Additionally, we are in the early developmental stages for several projects in both the traditional gas-fired power plant and the renewable power project spaces that we believe will result in full notices to proceed.

### Increased Backlog



For Fiscal 2023, our overall operating performance resulted in net income attributable to our stockholders in the amount of \$33.1 million, or \$2.33 per diluted share. Selling, general and administrative expenses for Fiscal 2023 were \$44.7 million, or 9.8% of corresponding consolidated revenues. Due primarily to the consolidated pre-tax book income reported for Fiscal 2023 in the amount of \$46.0 million, we reported income tax expense in the amount of \$11.3 million for the year. We concluded Fiscal 2023 with a strong financial foundation. As of January 31, 2023, our net liquidity was approximately \$236 million, buoyed by over \$325 million of cash, cash equivalents, and short-term investments. We have no debt.

Balance Sheet Data	January 31, 2023	January 31, 2022
Cash, cash equivalents and short-term investments	\$325 M	\$440 M
Net liquidity <sup>4</sup> (working capital)	\$236 M	\$284 M
Debt	Nil	Nil
Stockholders' equity	\$281 M	\$326 M
Shares outstanding	13,442,000	15,258,000

<sup>4</sup> Total current assets minus total current liabilities

Our complementary businesses maintained relatively consistent gross margins from the prior year, with our power industry services, industrial services, and telecommunications infrastructure services achieving gross margins of approximately 20%, 16%, and 18%, respectively. Our consolidated gross margin was 19%, continuing our solid gross margin performance from the prior year.

With confidence in the future of the Company, we were pleased to return almost \$82 million in value to our stockholders during Fiscal 2023 through the stock repurchase and regular cash dividends programs. Since our first share repurchases in November 2021, we have repurchased approximately 2.5 million shares, or approximately 15% of shares outstanding at the beginning of the program, and returned approximately \$92 million to stockholders. Reinforcing their commitment to the program, our Board of Directors increased the share repurchase program by an additional \$25 million to \$125 million in the final quarter of Fiscal 2023.

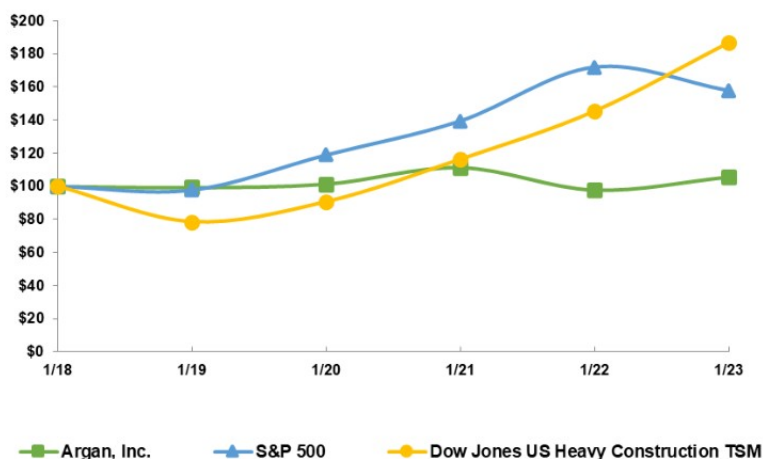
Lastly, we remain committed to ensuring that the employees of each of our businesses perform their work in a safe environment. We regularly communicate with our employees to promote safety and to instill safe work habits. Gemma, APC, TRC and SMC each has an experienced full-time safety director committed to ensuring a safe work place, as well as compliance with applicable permits, insurance and local environmental laws. Our OSHA reportable incident rates, weighted by hours worked for all of our subsidiaries, were 0.60, 0.48, 0.55, 0.40 and 0.54 for calendar years 2022, 2021, 2020, 2019 and 2018, respectively. Our rates were significantly better than the national average rates in our industry (NAICS – 2379) for those years.

Recordable Incident Rate (RIR)					
	2022	2021	2020	2019	2018
Argan, Inc.	0.60	0.48	0.55	0.40	0.54
National Average (NAICS – 2379)	n/a	2.0	1.6	1.8	2.2

The graph presented below compares the percentage change in the cumulative total stockholder return on our common stock for the last five years with the *S&P 500*, a broad market index, and the *Dow Jones US Heavy Construction TSM Index*, a group index of companies where their focus is limited primarily to heavy civil construction. The returns are calculated assuming that an investment with a value of \$100 was made in our common stock and in each index at January 31, 2018, and that all dividends were reinvested in additional shares of common stock. The graph lines merely connect the measuring dates and do not reflect fluctuations between those dates. The stock performance shown on the graph is not intended to be indicative of future stock performance.

### COMPARISON OF 5 YEAR CUMULATIVE TOTAL RETURN\*

Among Argan, Inc., the S&P 500 Index  
and the Dow Jones US Heavy Construction TSM Index



\*\$100 invested on 1/31/18 in stock or index, including reinvestment of dividends.  
Fiscal year ending January 31.

Copyright© 2023 Standard & Poor's, a division of S&P Global. All rights reserved.  
Copyright© 2023 S&P Dow Jones Indices LLC, a division of S&P Global. All rights reserved.

	Years Ended January 31,					
	2018	2019	2020	2021	2022	2023
<b>Argan, Inc.</b>	\$ 100.00	\$ 99.30	\$ 101.39	\$ 111.32	\$ 97.84	\$ 105.62
<b>S&amp;P 500</b>	100.00	97.69	118.87	139.37	171.83	157.71
<b>Dow Jones US Heavy Civil Construction TSM</b>	100.00	78.54	90.54	116.20	145.20	186.64

This comparison of the price performance of our Common Stock over the last five years versus the performance of the *S&P 500* and the performance of the heavy construction company index is not favorable. Although our share performance has not been stronger over the five-year period, we are encouraged by the positive trend of our share price which has outperformed the *S&P 500*, since January 31, 2022. We are also encouraged by the growth in our project backlog, which grew by over \$0.1 billion to surpass \$0.8 billion in total, and the diversity of our current project backlog. We anticipate that with efficient operational execution, these projects in our backlog will provide a solid base from which to drive revenue growth. We remain committed to enhancing Argan's shareholder value through the payment of regular quarterly dividends since January 31, 2019 and the repurchase of our shares through our \$125 million share repurchase program. We remain optimistic that the market will recognize the value of our shares as we grow our backlog during the electrification of the economy.

The following table presents our annualized one-year, three-year and five-year total stockholder returns, or "TSR" (defined as total stock market value appreciation plus dividends paid for the relevant period), and the comparable average TSR percentages for a group of peer companies. The peer group consists of 12 publicly traded companies selected by us and identified below in the "Competitive Market Positioning" section of this Proxy Statement. The table also presents the ranking of our performance compared to the peer group for each TSR period.

TSR	Total Stockholder Return: Argan v. Peer Group <sup>(1)</sup>		Peer Group Percentile Rank
	Argan	Peer Group Average	
1-year TSR	11.2 %	20.7 %	62 %
3-year TSR	7.5 %	13.7 %	69 %
5-year TSR	2.6 %	3.9 %	38 %

(1) TSR data is sourced from FactSet Research Systems Inc. and is calculated on an annualized basis as of April 26, 2023.

### ***Fiscal 2023 Compensation Deliberations***

This section of the discussion and analysis of our executive compensation covers Fiscal 2023 compensation deliberations and associated compensation decisions made by the Compensation Committee.

*Pay for Holding Company Named Executives Is "At Risk" and Aligned with Performance.* The compensation program for holding company executives, our CEO and CFO, is designed to maintain a strong link between pay and performance. "At risk" compensation for these executives includes discretionary annual cash bonuses and long-term equity incentive awards (stock options and restricted stock units) through which the performance of each of the individual officers is rewarded. It is important to differentiate between the Named Executive Officers who are officers of Argan, a holding company, and the Named Executive Officer who is the Chief Executive Officer of Gemma, our principal operating company.

Our CEO, Mr. Watson, and our CFO, Mr. Deily (together, the "Holding Company Named Executive Officers"), are employees of the holding company and are responsible for the overall strategic direction of the Company and other important activities. They include capital allocation and treasury functions, monitoring of the financial performance of all subsidiaries, investor relations activities, the preparation of consolidated financial reports in compliance with the rules and regulations of the SEC and the effectiveness of the Company's system of internal controls over financial reporting. The Holding Company Named Executive Officers direct company-wide initiatives, including the structuring and management of health, general liability and other insurance programs and international, federal, state and local tax planning and compliance. They also perform retention and succession planning related to key employees, initiate management changes and perform other tasks. In addition, the CEO and CFO are constantly evaluating possible acquisition targets with the intention of identifying companies with significant potential for profitable growth and realizable synergies with one or more of our existing businesses, and that can be operated in a manner that best provides favorable cash flows for the Company and value for our stockholders.

The Holding Company Named Executive Officers are compensated pursuant to a program that sets base salaries at the lower end of the peer group. This reflects, in part, that they are not directly responsible for the profitability and performance of our subsidiaries. As the Chief Executive Officer of Gemma ("the "CEO of Gemma"), Mr. Collins has had the specific responsibility for the leadership and management of our largest subsidiary, Gemma, and its ongoing operations and financial performance.

In order to achieve its objectives, the Compensation Committee has designed the executive compensation program utilizing four major pay elements for Messrs. Watson and Deily:

- *Base Salary.* Provides a fixed amount of cash compensation for completing day-to-day responsibilities. The Compensation Committee reviews the base salary of each officer annually and periodically approves increases based on competitive reviews of peer group compensation amounts, general market practices and the particular officer's level of responsibility, experience and individual performance.
- *Annual Cash Bonus Compensation.* Provides discretionary annual cash bonus awards for successful short-term financial performance and other achievements that are aligned with our business strategy.

- *Long-Term Equity-Based Incentive Compensation.* Provides executives with stock option and certain restricted stock unit awards that represent opportunities for them to participate in, and be rewarded for, the growth in the value of the Company's Common Stock. Awards may also facilitate executive stock ownership. Both stock options and restricted stock units vest based on the satisfaction of service requirements.
- *Performance-Based, Long-Term, Equity-Based Incentive Compensation.* Provides performance-based components to our equity-based long-term incentive award program. Certain performance-based restricted stock units vest over three-year periods based on our total shareholder returns relative to our peer group. In April 2023, we introduced a new restricted stock award that vests based on compounded growth of our diluted EPS over a three-year measurement period.

The Compensation Committee considers each pay element in establishing and adjusting the executive compensation package for each Holding Company Executive Officer so that the packages will provide the properly balanced incentives for the achievement of short and long-term objectives of the Company. The Compensation Committee does not rely on any single performance metric to assess the performance of the Holding Company Named Executive Officers. Instead, individual performance is analyzed based on a detailed review of factors and achievements, like those discussed below, that the Compensation Committee deemed critical to the Company's long-term success.

The performance of the Holding Company Named Executive Officers for Fiscal 2023 was assessed using a number of different quantitative and qualitative factors associated with the Company's operational and financial performance, stockholder value creation, capital allocation, succession planning, the retention and motivation of core employees, stockholder engagement and effectiveness in the areas of financial reporting and income tax planning. These factors are discussed as follows:

- *Operational Performance.* Our fiscal performance for Fiscal 2023 was a year of operational and financial stability, as we completed major projects, like the Guemsey Power Station, and transitioned to other significant projects in our backlog, such as the Trumbull Energy Center. Typically, the Company is focused on maintaining gross margins and containing costs, even if it results in the Company choosing not to pursue certain revenue opportunities because they fail to meet our gross margin requirements. Nevertheless, in assessing executive performance for Fiscal 2023, the Compensation Committee looked at the following three metrics for Fiscal 2023, among others, compared to Fiscal 2022 and Fiscal 2021.

	2023	2022	2021
EBITDA (in thousands)	\$ 48,109	\$ 53,837	\$ 29,544
EBITDA as a % of Revenues	10.6 %	10.6 %	7.5 %
SG&A <sup>(1)</sup> as a % of Revenues	9.8 %	9.3 %	10.0 %
Return on Equity	11.7 %	11.4 %	7.3 %
Project Backlog (in millions)	\$ 822	\$ 714	\$ 870

(1) Selling, general and administrative expenses.

We believe that EBITDA is a meaningful presentation that enables us to assess our operating performance by removing from our operating results the impacts of our capital structure, the effects of the accounting methods used to compute depreciation and amortization and the effects of operating in different income tax jurisdictions. Further, we believe that EBITDA is widely used by investors and analysts as a measure of performance. In general, EBITDA as a percent of revenues reflects our ability to convert revenue dollars into earnings, which is primarily driven by maintaining strong gross margins. Likewise, SG&A as a percent of revenues, is a meaningful measure of the effectiveness of our cost containment efforts. The return on equity metric measures our profitability based on dollars invested. Our reported amount of project backlog at a point in time represents the



success of our business development efforts, as it is measured as the total value of projects awarded to us that we consider to be firm as of that date less the amounts of revenues recognized to date on the corresponding projects.

For Fiscal 2023, we achieved revenues of \$455 million, compared to revenues of \$509 million and \$392 million in Fiscal 2022 and Fiscal 2021, respectively. In addition, we maintained the improvement of the prior fiscal year's gross margin in the current fiscal year.

Consolidated gross margins for Fiscal 2023, Fiscal 2022 and Fiscal 2021 were 19.0%, 19.6% and 15.8%, respectively. Despite the decrease in revenues from the prior year, we were able to scale costs accordingly, maintaining a selling, general and administrative spend as a percentage of revenue below the 10% mark reported for Fiscal 2021. With the focus on our gross margins and costs, we continued the trend of the prior year and prioritized returning capital to our stockholders by providing \$14 million in cash dividends and repurchasing approximately \$68 million in shares during Fiscal 2023. The Compensation Committee was pleased with the financial performance of the Company for Fiscal 2023, noting the consistent gross margins for all of the businesses of the Company compared to the prior fiscal year and the growth of our project backlog by over \$0.1 billion to approximately \$0.8 billion.

The metrics that are usually indicative of the effectiveness of business development activities, and the prospects for favorable future revenues and income, are project backlog and the value of awarded contracts. The Compensation Committee noted all of our business contributed to the composition of our project backlog, which not only grew by over \$0.1 billion as previously mentioned, but also reflects mostly longer-term, fully committed projects. In November 2022, we announced that we received a full notice to proceed on an engineering, procurement and construction services contract for the Trumbull Energy Center, a 950 MW natural gas-fired power plant in Lordstown, Ohio. The activity on this project is expected to ramp up pointedly over the course of the next fiscal year. Additionally, we are in the early development stages for several projects in both the traditional gas-fired power plant and the renewable power project spaces that we believe will result in full notices to proceed. The members of the Compensation Committee believe that the size of the projects and the realistic future revenue prospects associated with these business opportunities are valid indications of favorable long-term revenue growth and the future profitable performance of the Company.

- *Succession Planning.* In August 2022, our founder, Rainer Bosselmann, announced his retirement after having served as chief executive officer and chairman of the board since 2003 and leading the Company through periods of acquisition integration, economic downturns and significant growth. During that time, Mr. Bosselmann grew the Company's market capitalization by over \$500 million, paid an aggregate of over \$178 million in dividends and returned over \$74 million to stockholders through share repurchases. Subsequently, the Board promoted Mr. Watson to the Company's President and Chief Executive Officer after he served as the Company's Senior Vice President, Chief Financial Officer, Treasurer and Corporate Secretary since 2015. In addition, the Board promoted Mr. Deily to the position of Senior Vice President, Chief Financial Officer, Treasurer and Corporate Secretary after he served as the Company's corporate controller since October 2007. Mr. Bosselmann remains a Director and continues to mentor and advise.

Over the past several years, the Company has been focused on succession planning at its subsidiaries. In April 2022, Mr. Roberts, the chief executive officer and founder of TRC, retired from the business after a record year of performance. Longtime employee and the President of TRC since 2019, Mr. Bobby Foister, was promoted to Chief Executive Officer of TRC as that business continues to grow. During 2023, TRC consolidated its metal fabrication plants and support structures into one industrial fabrication and warehouse facility that includes over 90,000 square feet. The consolidation reduced fixed costs and notably streamlined the business, which has permitted TRC to primarily focus on its field service opportunities. TRC has achieved EBITDA as a percent of revenue in excess of 10% for the past two years.

As discussed in the past, we announced an agreement with Mr. Griffin in November 2019 on the terms of the change in his role from chief executive officer and vice chairman of Gemma to Non-Executive Chairman of Gemma, which was an important step in the leadership transition that was planned to occur there. In November 2021, Mr. Collins transitioned from co-president of Gemma to CEO of Gemma, a position that had been vacant. Early in Fiscal 2021, we made changes in the operational and financial leadership at APC. Since and throughout Fiscal 2023, the new management team has remained focused on reducing costs, limiting future commercial and project risks and achieving sustained profitability for the combined operations of APC. Operating results have

become profitable since the leadership change while APC has grown both revenues and project backlog. The leadership teams of Gemma and APC continue to be mentored, advised and supported by Mr. Griffin as part of the ongoing process to improve the operational and financial performance of our businesses.

- *Capital Allocation.* Capital allocation and balance sheet management activities during Fiscal 2023 were conservative. We did not identify any appropriate acquisition opportunities. We are unwilling to pay prices based on, what we believe to be, generally high valuations for businesses that were maintained during a year where there was significant uncertainty related to the lingering global supply chain disruptions and inflationary challenges. Cash on the balance sheet was maintained safely in money market accounts where funds are invested substantially in U.S. government securities and bank certificates of deposit to earn reasonable returns while ensuring continued liquidity. We were pleased to return over \$82 million in value back to our stockholders during the year ended January 31, 2023 through our stock repurchase and regular cash dividends programs. The Board of Directors recently approved an increase in the Company's share repurchase program, from \$100 million to \$125 million. Throughout the year, we maintained a strong relationship with our surety provider, providing us with increased confidence that capacity will be available for future construction projects that require bonding.
- *Ensuring Income Tax Optimization in the Midst of Regulatory Changes.* During Fiscal 2023, we completed a detailed review of the activities of the engineering staff on major EPC services projects in order to identify and quantify the amounts of research and development tax credits that may have been available to reduce federal income taxes for Fiscal 2022 and Fiscal 2021. As a result of our review, we filed amended federal income tax returns for those years, including research and development tax credits in the total amount of \$5.8 million. As a result of tax law changes instituted by the Coronavirus Aid, Relief, and Economic Security Act (the "CARES Act"), during Fiscal 2021 we made a filing with the Internal Revenue Service ("IRS") requesting carryback refunds of income taxes paid for years ended January 31, 2016 and 2015 in the total amount of approximately \$12.7 million. Subsequent to Fiscal 2023, we made an updated filing to report amended prior year tax return amounts that aligned with amounts that the IRS expected to see. The IRS has not completed the processing of the Company's refund request.

During Fiscal 2022, APC applied for and received research and development grant payments and pandemic wage relief payments from the governments of the U.K. and Ireland, respectively, in the total amount of approximately \$2.8 million. In Fiscal 2023, APC submitted another research and development grant application for approximately \$0.7 million.

- *Stockholder Value.* The Compensation Committee generally places a focus on long-term value creation which, from a TSR basis, has been disappointing. However, it was noted that the Company remains above 62% in peer group percentile ranks for the 1-Year TSR measurement period and above 69% for the 3-Year TSR measurement period through April 26, 2023. Accomplishments for Fiscal 2023 that served to enhance stockholder value included share repurchases of approximately \$68 million and quarterly cash dividends of \$0.25 per share which returned an aggregate amount of \$14 million to our stockholders.
- *Retaining and Incentivizing Core Employees.* We believe that the deferred compensation plan, as amended during Fiscal 2022, which covers a targeted set of managers and other key employees at Gemma, augmented by the award of TRSUs covering 15,500 shares and 15,500 shares of our Common Stock in April 2023 and September 2021, respectively, encourages long-term employee retention of the individuals who are significant contributors to the operational excellence of Gemma and its contributions to the success of the Company.

Additionally, in April 2023 and 2022, we made targeted investments in the leadership teams at all of our subsidiaries by awarding TRSUs covering 13,300 and 15,000 shares of our Common Stock, respectively. We believe that our efforts to retain the core groups of management and other key employees at Gemma and our other operating companies were effective during Fiscal 2023, as we believe that turnover of management and key employees continues to be low relative to industry standards.

*Compensation for Mr. Collins.* The Compensation Committee reviewed the incentive compensation calculation for Mr. Collins, and confirmed that it was determined pursuant to the terms of the employment agreement which was entered into on November 15, 2019. The employment agreement has four performance-based criteria for each fiscal year, including Gemma's achievement of certain levels of adjusted EBITDA and of adjusted EBITDA as a percent of corresponding revenues, Gemma's meeting certain safety targets and the increase in the active contract backlog of Gemma.

For the first criterion, if the adjusted EBITDA of Gemma (as defined in the employment agreement) for any fiscal year equals or exceeds \$30 million, Mr. Collins shall be entitled to receive a cash payment in an amount between 1% and 2% of the adjusted EBITDA of Gemma based on a sliding scale. For Fiscal 2023, the adjusted EBITDA of Gemma, as defined, was \$44.6 million.

For the second criterion, if the adjusted EBITDA as a percent of revenues of Gemma for any fiscal year equals or exceeds ten percent (10%), Mr. Collins shall be entitled to a payment in an amount between 0.2% and 1% of adjusted EBITDA of Gemma based on a sliding scale. For Fiscal 2023, the adjusted EBITDA as a percent of revenues of Gemma, as defined, was 20.0%.

For the third criterion, if the project safety performance on Gemma's projects, as measured by the OSHA Recordable Incident Rate ("RIR"), for any calendar year during Mr. Collins' employment term is between 0.0 and 1.5, he shall be entitled to receive a performance-based compensation payment of up to \$200,000 based on a sliding scale. If the RIR for any calendar year during his employment term is greater than 1.5, the overall performance-based compensation shall be reduced based on a sliding scale. For Fiscal 2023, because Gemma's RIR was less than 0.50 for calendar year 2022, Mr. Collins earned \$200,000.

For the fourth criteria, if the change from the beginning of the fiscal year to the end in the amount of remaining unsatisfied performance obligations plus revenues of Gemma during the year ("change in active contract work") exceeds zero, Mr. Collins shall be entitled to performance-based compensation equal to 0.05% of the change in active contract work, subject to a maximum of \$250,000. For Fiscal 2023, the change in active contract work increased by approximately \$538 million.

The total amount of performance-based cash compensation for any fiscal year earned by Mr. Collins as a result of Gemma's attainment of one or more of the performance goals described above may not exceed a total amount of \$2,500,000. Mr. Collins earned non-equity incentive plan cash compensation in the amount of \$1,400,000 for Fiscal 2023 pursuant to the terms of his employment agreement. In addition, Mr. Collins was awarded a discretionary cash bonus of \$250,000 during Fiscal 2023.

The nonqualified deferred compensation plan for key employees of Gemma was approved by our Board on April 6, 2017 (see Exhibit 10.7 to our Annual Report on Form 10-K for the year ended January 31, 2017 that was filed with the SEC on April 11, 2017) with the objective of keeping the management team of Gemma in place for the long term. The unfunded, cash-based plan, as amended, now has four-to-six-year vesting periods with a continuous employment requirement (see Exhibit 10.12 to our Quarterly Report on Form 10-Q for the three-month period ended October 31, 2020 that was filed with the SEC on December 9, 2020).

Based on the performance of certain key employees of Gemma for the year just ended, a dollar amount may be contributed to the deferred compensation plan, as amended, for each such employee. Of each annually awarded amount, 50% vests on the fourth anniversary of the date of award and 25% vests on each of the fifth and sixth anniversary dates. Except in the event of disability or death, vesting is dependent on continuous employment with Gemma up to the applicable vesting date. Mr. Collins participates in the plan, with a deferred compensation balances at January 31, 2023 of \$450,000 that was established in prior years. Mr. Collins received a distribution of \$100,000 during Fiscal 2023, and he did not earn deferred compensation related to Fiscal 2023. IRC Section 409A regulates the income tax treatment of most forms of nonqualified deferred compensation. We believe we are in compliance with IRC Section 409A and the regulations promulgated thereunder.

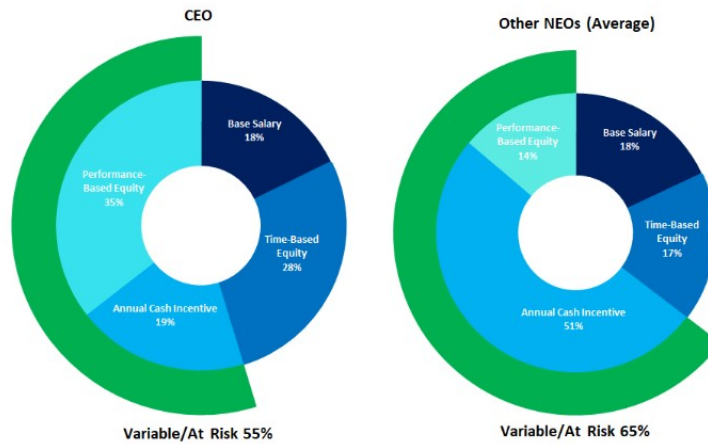
*Compensation Decisions.* As a result of the recent deliberations of the Compensation Committee and based on the factors outlined above, the Compensation Committee:

- Approved the payment of annual cash bonuses to Mr. Watson and Mr. Deily in the amounts of \$330,000 and \$185,000, respectively, related to performance during Fiscal 2023;
- Approved the payment of non-equity incentive plan compensation to Mr. Collins in the amount of \$1,400,000 related to achievements during Fiscal 2023;

- Approved the award of non-qualified stock options, PRSUs, EPRSUs and TRSUs to Mr. Watson covering 5,000 shares, 5,000 target shares, 10,000 target shares and 12,000 shares of Common Stock, respectively;
- Approved the award of non-qualified stock options, PRSUs, EPRSUs and TRSUs to Mr. Deily covering 2,500 shares, 2,500 target shares, 2,500 target shares and 12,500 shares of Common Stock, respectively; and
- Approved the award of non-qualified stock options, PRSUs, EPRSUs, RRSUs and TRSUs to Mr. Collins covering 2,500 shares, 1,000 target shares, 2,500 target shares, up to 7,500 shares and 5,000 shares of Common Stock, respectively.

The stock-based awards identified above were made to Messrs. Watson, Deily and Collins in September 2022 and April 2023. Accordingly, the values of these awards will be included in the "Summary Compensation Table" in the amounts of compensation to be reported for the fiscal year ending January 31, 2024.

For Fiscal 2023, over 67% and 50% of all cash and equity incentive compensation, respectively, was "At Risk" for our Named Executive Officers. As discussed above, the decisions of the Compensation Committee were based on recommendations received from our CEO, the Compensation Committee's own evaluations of each executive's performance, the overall achievements accomplished by Gemma and the Company during Fiscal 2023 and our overall executive compensation strategy. The Compensation Committee approved the cash bonus and non-equity incentive compensation payments described above and made its recommendations for stock option and restricted stock unit awards to the Board of Directors for approval. These recommendations were approved by the independent directors of the Board of Directors in April 2023.



**Competitive Market Positioning**

Although the Compensation Committee has the authority under its charter to hire outside advisors to provide it with information as needed in making compensation decisions, it has not used the services of any external advisor in connection with the exercise of its responsibilities or completion of any of its initiatives. In view of the holding company structure and special factors relating to our business, the Compensation Committee believes that the engagement of a compensation consultant would not provide significant information beyond that which is already available to us at this time.

The Compensation Committee seeks to achieve executive compensation that is aligned with the program's pay-for-performance principles and is competitive with compensation provided by a peer group of selected publicly traded companies.

In determining executive compensation, the Compensation Committee considers a number of factors and data from a market-relevant group of peer companies that are potential competitors for executive talent and each Named Executive Officer's performance and experience.

For Fiscal 2023, the peer group consisted of the following 12 companies from the specialty construction and engineering services industry (the "2023 Peer Group").

2023 Peer Group	
• Expro Group Holdings N.V.	• MYR Group Inc.
• Granite Construction Incorporated	• Newpark Resources, Inc.
• Gulf Island Fabrication, Inc.	• Primoris Services Corporation
• Integrated Electrical Services Corporation	• Orion Marine Group, Inc.
• Limbach Holdings, Inc.	• Sterling Construction Company, Inc.
• Matrix Service Company	• Team, Inc.

The Compensation Committee periodically reviews the composition of each annual peer group and updates it based on available market information when appropriate. The companies in the 2023 Peer Group were selected because, in the judgment of the members of the Compensation Committee, they represent companies with which we would compete for executive talent. One company, Infrastructure and Energy Alternatives, Inc. was removed from the peer group after it was acquired by MasTec during Fiscal 2023. It was replaced by Limbach Holdings, Inc.

We do not view benchmarking as a stand-alone tool for setting compensation due to the aspects of our business and objectives that may be unique to us, but we believe that gathering and reviewing this information should be a part of our compensation-related decision-making process. In exercising its collective judgment in the assessment of executive pay, the Compensation Committee uses benchmarking as one consideration. We do not target executive compensation at any specific percentile or ranking within a peer group.

#### ***Say-on-Pay Vote and Stockholder Outreach***

*Overview.* In 2017, our advisory vote to ratify our executive compensation failed to receive the majority support from our stockholders. Disappointed by this lack of support, the members of our Compensation Committee undertook a comprehensive stockholder outreach initiative in the summer and fall of 2017, which supplemented our ongoing investor relations program, to better understand the perspectives of our stockholders with respect to our compensation practices, and to evaluate and address any concerns or feedback we received. Based on the feedback we received from our stockholders, we made several significant changes to our executive compensation practices and disclosures. These enhancements were positively received, and the 2018 advisory vote to ratify our executive compensation received the support of approximately 93% of the votes cast. The ratification of our executive compensation has occurred each year since then.

*Continuing Stockholder Engagement.* Following the success of our stockholder outreach initiative in 2017, our Board of Directors determined that it would be beneficial to continue these efforts in 2018 and beyond, again to complement our regular investor relations program. For the outreach performed in advance of our 2023 Annual Meeting, we reached out to our top 25 stockholders, who collectively represented approximately 69% of our outstanding shares. Five of these investors, representing approximately 30% of our outstanding shares, accepted our invitation to engage in discussion, while the remaining stockholders either declined our invitation for discussion or did not respond. The conversations, which took place primarily during February 2023, were conducted by Mr. Quinn, the chairman of our Compensation Committee and a member of our Nominating/Corporate Governance Committee, along with Mr. Watson, our CEO.

*What We Heard.* Prior year engagement efforts focused heavily on executive compensation, company strategy, board composition, succession planning, including the leadership changes at both Gemma and APC, risk mitigation efforts related to COVID-19 and ESG matters. Our February 2023 outreach continued to focus on succession planning, including the promotion of Mr. Watson to CEO and Mr. Deily to CFO, ESG matters and share repurchase efforts. Similar to last year, stockholders expressed appreciation for our approach to succession planning. Additionally, stockholders welcomed our continued efforts to grow our renewable power sector business and to utilize our share repurchase plan. Stockholders continued to express an interest in increased ESG disclosures, though there was no consensus on content or approach. Lastly, stockholders expressed interest in Board diversity, tenure and composition and the desire to see increased succession planning at the Board level.

*Next Steps.* The feedback we received from stockholders during February 2023 has been conveyed to the Board for its consideration. The Board has already taken action with the granting of RRSUs in April 2022 and 2023 for the purpose of incentivizing our growth in the renewable power sector. In April 2023, the Board added a performance metric based on the compounded growth of our diluted EPS over a three-year period, a metric that we believe is a meaningful measurement of long-term value provided to stockholders. Further, the ESG subcommittee, which was elevated to a standing Board committee in April 2023, has guided management to increase our ESG policies, actions and disclosures. As noted above, we anticipate the continuation of our practice of conducting extensive stockholder outreach ahead of our 2024 Annual Meeting. We look forward to communicating with investors and will continue to consider their views and perspectives, as appropriate, in making executive compensation decisions and establishing strategic direction for the Company going forward.

#### ***Our Executive Compensation Program***

### **Executive Compensation**

- Performance-based cash and equity compensation
- Multiple performance metrics for incentive-based compensation
- Three-year vesting periods for equity compensation
- No income tax gross-ups on stock-based compensation
- Stock ownership guidelines for NEOs and directors
- Clawback policy for executive gross negligence, misconduct, or fraud
- Anti-pledging and anti-hedging policies
- No single-trigger change-in-control provisions
- All directors on Compensation Committee are independent

Based on the feedback we received during our outreach efforts over the years, the Compensation Committee took action. We have enhanced the disclosures included in our proxy statements by providing discussion of our executive compensation program with greater clarity including the specific factors that influence the annual decisions of the Compensation Committee on executive compensation.

We changed our standard stock option vesting period to three years from the one-year period used historically. The longer vesting period has been included in all stock option awards made since January 2018. The Compensation Committee also reduced the number of shares of our Common Stock covered by annual stock option awards typically made to our CEO and CFO. The lower stock option awards are now complemented with the awards of restricted stock units which are intended to introduce a stronger performance-based equity component to our long-term incentive awards. PRSUs have been awarded to our CEO and CFO annually, usually each April, since 2018. These awards vest over three-year periods based on our total stockholder return relative to the return of each award's designated peer group of companies. We believe that this type of incentive award is more consistent with market practice. We also believe that the measurement of total stockholder return is an appropriate performance metric as the Holding Company Named Executive Officers are considered to have direct influence on the results. The investors expressed support for our use of restricted stock units as an element of our executive compensation program and the use of this metric-scheme specifically.

Additionally, in April 2021, we further reduced the number of shares covered by stock option awards and added TRSUs as a component of the overall executive compensation program. Most recently, in April 2023, we added EPRSUs to augment the overall executive compensation program, again reducing the number of stock option shares. EPRSU awards focus on the compounded growth of the Company's diluted EPS, a metric that we believe is a meaningful measurement of value provided to stockholders. These changes were made, in part, to address the negative impacts on stock options of dividend distributions, to encourage increased holdings of our stock, and to retain talent over the long-term.

In April 2023, 2022 and 2021, the independent members of the Board awarded to Mr. Watson options to purchase 5,000 shares, 10,000 shares and 10,000 shares of our Common Stock, respectively, and PRSUs with the targeted number of shares available for issuance equal to 5,000 shares, 10,000 shares and 10,000 shares of our Common Stock, respectively. The vesting period for each stock option is three years. Each PRSU award vests on the third anniversary of the award, with the number of issuable shares based on the price performance of our Common Stock compared to the price performance of the common stock of each award's designated peer group. Additionally, in April 2023, 2022 and 2021, the independent members of the Board approved the awards of TRSUs covering 12,000 shares, 10,000 shares and 10,000 shares, respectively, to Mr. Watson. In April 2023, the independent members of the Board awarded EPRSUs to Mr. Watson with 10,000 shares targeted for issuance. The number of shares issuable pursuant to the EPRSU award will be determined on the three-year anniversary of award based on the sum of our EPS amounts for the fiscal years ending January 31, 2024, 2025 and 2026 compared to target compounded growth EPS amounts based on the sum of our EPS amounts for the fiscal years ended January 31, 2021, 2022 and 2023.

Likewise, in April 2023, the independent members of the Board awarded to Mr. Deily options to purchase 2,500 shares of our Common Stock, with vesting over a three-year period. In September 2022, when Mr. Deily was promoted to the position of CFO, he was awarded PRSUs with the number of issuable shares targeted at 2,500 shares, and with the same vesting terms as included in the PRSU award made to Mr. Watson in April 2023. Additionally, the independent members of the Board approved the award of TRSUs covering 12,500 shares to Mr. Deily in September 2022. In April 2023, Mr. Deily was awarded EPRSUs with the targeted number of shares available for issuance equal to 2,500 shares. The actual number of issuable shares will be determined based on the same vesting terms as included in the EPRSUs awarded to Mr. Watson in April 2023.

In April 2022 and 2021, the independent members of the Board awarded to Mr. Bosselmann three-year stock options with each award covering 12,500 shares of our Common Stock, and PRSUs with the targeted number of shares available for issuance for each award equal to 12,500 shares of our Common Stock. The PRSUs include the same vesting terms as included in the PRSU awards made to Mr. Watson in April 2022 and April 2021. Additionally, the independent members of the Board approved the awards of TRSUs covering 12,500 shares of our Common Stock to Mr. Bosselmann in both April 2022 and 2021.

Depending on the price performance of our Common Stock compared with the 2023 Peer Group, the maximum numbers of shares of Common Stock (200% of the target number of shares) that Mr. Watson and Mr. Deily may earn over the three-year stock price performance period of the PRSUs awarded in April 2023 and September 2022, respectively, are 10,000 shares and 5,000 shares, respectively, plus adjustments for cash dividends, as determined based on the stock-earning scale presented below:

Rank	13th	12th	11th	10th	9th	8th	7th	6th	5th	4th	3rd	2nd	1st
Percentile	—%	8.3%	16.6%	25.0%	33.3%	41.6%	50.0%	58.3%	66.6%	75.0%	83.3%	91.6%	100.0%
Payout	—%	—%	—%	—%	—%	—%	100%	100%	150%	200%	200%	200%	200%

The performance criteria for the EPRSUs awarded to Mr. Watson and Mr. Deily in April 2023 will be based on the sum of our EPS for the fiscal years ending January 31, 2024, 2025 and 2026 compared to target compounded growth EPS amounts that are based on the sum of our EPS for the fiscal years ended January 31, 2021, 2022 and 2023. The maximum number of shares of Common Stock (200% of the target number of shares) that Mr. Watson and Mr. Deily may earn over the three-year measurement period of the EPRSUs are 20,000 and 5,000, respectively, plus adjustments for cash dividends as determined based on the diluted EPS compounded growth scale presented below:

Diluted EPS Compound Growth Rate	< 5.0 %	5.0 %	7.5 %	10.0 %	15.0 %	20.0 %	25.0 %	30.0 %
----------------------------------	---------	-------	-------	--------	--------	--------	--------	--------



Payout	— %	25 %	50 %	75 %	100 %	125 %	150 %	200 %
--------	-----	------	------	------	-------	-------	-------	-------

The amounts of annual cash bonuses awarded to our holding company employees have typically been modest and have varied within a fairly narrow range. However, after considering the concerns of one institutional investor, the Compensation Committee adopted a policy that caps the annual cash incentive awards for the CEO and CFO to the equivalent of 200% of the amount of base salary. We believe that this policy mitigates the risk of excessive windfall awards, while not limiting our ability to adequately reward them for their performance.

In April 2021, in response to stockholder feedback and to incentivize Mr. Collins, the CEO of Gemma, to increase the number and amounts of renewable energy projects awarded to Gemma over the next three years, we introduced RRSUs as a new component of his executive compensation package. The maximum number of shares of Common Stock that may be issued to Mr. Collins pursuant to the RRSU award is 5,000 shares, plus adjustments for cash dividends (the "2021 RRSU Award"). Pursuant to the 2021 RRSU Award, shares of Common Stock are earned based on Gemma's success in increasing the amount of New Renewable Adjusted RUPO, as defined, during certain periods within the three-year term of the RRSU agreement.

Renewable energy projects are defined as profitable projects awarded to Gemma related to solar, wind, hydrogen or other renewable-related technologies, with an emphasis on hydrogen and other renewable-related technologies. The values of these latter two types of contract awards will receive multipliers of 200% and 150%, respectively. "RUPO" is defined as the value of the Remaining Unsatisfied Performance Obligations in contracts with customers, determined in accordance with accounting principles generally accepted in the U.S., which represents the amount of unrecognized revenues for active contracts with customers. The amounts of the annual New Renewable Adjusted RUPO hurdles for each of the three years in the term of the 2021 RRSU Award are \$325 million, \$425 million and \$550 million, and the amount of a cumulative hurdle over the three-year measurement period is \$1.3 billion. If each of these four hurdles are exceeded (each one is mutually exclusive), the number of shares related to each hurdle of the 2021 RRSU Award for Mr. Collins will be determined and issued at the end of the corresponding period covering 1,000 shares, 1,000 shares, 1,000 shares and 2,000 shares of Common Stock, respectively. The actual amount of renewable energy projects awarded to Gemma failed to reach the \$325 million or the \$425 million New Renewable Adjusted RUPO hurdles, resulting in the forfeiture of 2,000 shares of Common Stock covered by the 2021 RRSU Award.

In April 2022, the independent members of the Board awarded RRSUs to Mr. Collins covering 7,500 shares of our Common Stock, plus adjustments for cash dividends (the "2022 RRSU Award"). For the 2022 RRSU Award, the amounts of the annual New Renewable Adjusted RUPO hurdles for each of the next three years are \$150 million, \$225 million and \$300 million, and the amount of a cumulative hurdle over the three-year measurement period is \$675 million. If each of these four hurdles are exceeded (each one is mutually exclusive), the number of shares related to each hurdle of the 2022 RRSU Award for Mr. Collins will be earned and issued at the end of the corresponding period covering 1,500 shares, 1,500 shares, 1,500 shares and 3,000 shares of Common Stock, respectively. The actual amount of renewable energy project awards failed to reach the \$150 million New Renewable Adjusted RUPO hurdle, resulting in the forfeiture of 1,500 shares of Common Stock covered by the 2022 RRSU Award.

In April 2023, the independent members of the Board awarded RRSUs to Mr. Collins covering 7,500 shares of our Common Stock, plus adjustments for cash dividends (the "2023 RRSU Award"). For the 2023 RRSU Award, the amounts of the annual New Renewable Adjusted RUPO hurdles for each of the next three years are \$100 million, \$175 million and \$250 million, and the amount of a cumulative hurdle over the three-year measurement period is \$525 million. If each of these four hurdles are exceeded (each one is mutually exclusive), the number of shares related to each hurdle of the 2023 RRSU Award for Mr. Collins will be earned and issued at the end of the corresponding period covering 1,500 shares, 1,500 shares, 1,500 shares and 3,000 shares of Common Stock, respectively. The reduced hurdles for the 2022 RRSU Award and 2023 RRSU Award compared to the higher hurdles applicable to the 2021 RRSU Award reflect an acknowledgement that the current market for utility-scale renewable projects that meet the requirements of Gemma is not yet robust.

Additionally, in April 2021, April 2022 and April 2023, in order to continue to encourage Gemma's collaboration with our three other subsidiaries, the independent members of the Board awarded PRSUs to Mr. Collins, with the targeted number of shares available for issuance equal to 1,000 shares of Common Stock for each award.

Although there was not a clear consensus from our stockholders on this matter, the Compensation Committee has committed to a policy of not entering into any new employment agreements with "single-trigger" change-in-control provisions. The Compensation Committee did consider amending the existing agreements to remove these provisions. However, after careful deliberation, the members ultimately concluded that obtaining agreement on such amendments would have required significant trade-offs that were not in the best interests of our stockholders.

As indicated above, the Compensation Committee continues to evaluate the composition of the peer group of companies. The members of the currently constituted group that we intend to use in order to provide effective comparisons for our financial performance are included in the chart above. This peer group of companies is also used to evaluate whether the compensation elements and amounts for our executives are competitive with market practices. During the last five years, we made several changes to the peer group which we believe reflect the increasing complexity of our business and the evolving market in which we compete for talent. The members of the Compensation Committee intend to continue the ongoing dialogue with investors and our proxy advisory firm and, if appropriate, will continue to consider their feedback as we consider making future changes to the Company's executive compensation programs that are consistent with our corporate business objectives.

***Changes Implemented by the Compensation Committee***

We also note here that the Company adopted policies and guidelines during Fiscal 2017 in order to incorporate evolving "best practices" into our executive compensation program. These new policies, which were also described in previous proxy statements, are summarized below.

*Stock Ownership Guidelines.* The Board of Directors established stock ownership guidelines for the Named Executive Officers and the non-employee members of the Board to further align their economic interests with those of our stockholders. Under these guidelines, stock ownership includes shares owned directly or held in trust by an individual. The policy does not encompass shares that an individual has the right to acquire through the exercise of stock options. The guidelines were expected to be met within five years of the date they were established. The Board periodically reviews the stock ownership guidelines and may make adjustments. The Board of Directors will require that each Named Executive Officer owns a minimum number of shares of our Common Stock under the guidelines set forth in the table below.

<b>Name</b>	<b>Required Ownership (multiple of salary)</b>	<b>Ownership Requirement</b>	<b>Shares Held Calculation</b>	<b>Value as of April 26, 2023</b>	<b>Meets Requirement</b>
David H. Watson	CEO – 3x	\$ 1,200,000	42,074	\$ 1,654,770	Yes
Richard H. Deily	CFO – 1x	\$ 300,000	11,743	\$ 461,852	Yes
Charles E. Collins IV	CEO, Gemma – 1x	\$ 500,000	15,716	\$ 618,110	Yes

Included in the number of shares held by each Named Executive Officer presented above are 25% of the target number of shares of Common Stock that may be issued to each officer pursuant to outstanding PRSUs, RRSUs, EPRSUs and TRSUs, even though such shares are not considered beneficially owned for purposes of the "Principal Stockholders" table included herein.

Until the applicable ownership requirement is achieved, each individual is required to retain shares of Common Stock with a total value of at least 50% of the intrinsic value, net of taxes, of any shares that he or she acquires under a Company stock plan. Excluding sales of shares related to taxes associated with the exercising of stock options or vesting of stock awards, no sales of existing stockholdings are permitted until the applicable required stock ownership quantity is attained. Once the applicable ownership requirement is attained, the individual may sell any shares that exceed the applicable minimum requirement.

Each non-employee member of our Board of Directors shall own a minimum of 10,000 shares of our Common Stock, and most have either exceeded the stock ownership threshold or is generally making satisfactory progress toward achieving the ownership requirement. In certain cases where satisfactory progress has not been achieved, the individuals have indicated their plan to satisfy the ownership guidelines.

*Claw-Back Policy.* The Company adopted a claw-back policy covering performance-based incentive compensation. Under this policy, the Board of Directors may, in its sole discretion and to the extent that it determines it is in the Company's best interest to do so, require the reimbursement of all or a portion of any performance-based incentive compensation, if:

- This compensation was based on the achievement of financial results that were subsequently the subject of, or affected by, a restatement of all or a portion of the Company's financial statements;
- The executive officer engaged in gross negligence, intentional misconduct or fraud that caused or partially caused the need for the restatement; and
- The amount of performance-based incentive compensation that would have been awarded to, or the profit realized by the executive officer would have been lower, had the financial results been properly reported.

*No Pledging Policy.* As an element of the new stock ownership guidelines, no officer or director of the Company may pledge, hypothecate, or create any lien or security interest on, or enter into a margin contract secured by, any shares, options to purchase shares, or any other interest in shares of our Common Stock.

*Anti-Hedging Policy.* Our Board also approved an anti-hedging policy which prohibits all of our directors, employees, and agents from (i) speculative trading in our securities; (ii) engaging in hedging transactions using our securities; (iii) "short selling" our securities; or (iv) trading derivative securities, such as put options, call options, swaps, or collars related to our Common Stock.

#### ***Major Elements of Executive Compensation and Analysis of Compensation Decisions***

Annually, the Compensation Committee considers each of the elements of executive compensation that are discussed below, individually and in the aggregate, when making decisions regarding the ratification and/or approval of compensation amounts for each Named Executive Officer. The Compensation Committee has reviewed the structure of the Company's executive compensation program for imprudent risks and it has discussed the findings of this risk assessment with management. The members of the Compensation Committee believe that our executive compensation program does not motivate employees to take risks that are reasonably likely to have a material adverse effect on us.

*Annual Base Salaries.* Each Named Executive Officer is paid an annual base salary which amount reflects the value of the executive's skills to the Company, experience with the Company and prior, the record of achievement, expectations of future accomplishments and other factors considered important to the Company. Base salary levels are established in order to attract quality executives, to provide a fixed base of cash compensation, and to recognize the challenges and varied skill requirements of different positions.

Base salaries are reviewed annually and from time to time in connection with a promotion or other change in responsibilities. In making individual salary recommendations to the Compensation Committee, our CEO evaluates the performance of the other Named Executive Officers, reviews market compensation levels for comparable positions, and considers the particular executive's potential attractiveness to other companies while mindful of the overall financial health and performance of the Company. The Compensation Committee reviews the salary recommendations of the CEO and, together with impressions formed based on the observations of the members, approves base salaries for Named Executive Officers. The Compensation Committee sets the base salary for the CEO. In so doing, the Compensation Committee members annually review the performance of the CEO and other relevant information. The base salary amounts paid to each Named Executive Officer for the fiscal years ended January 31, 2023, 2022 and 2021 are set forth in the "Salary" column of the "Summary Compensation Table" presented below. Effective August 2022, the base salary amounts for Mr. Watson and Mr. Deily were increased to \$400,000 and \$300,000, respectively, in conjunction with their promotions to CEO and CFO, respectively. No further changes were made to the base salaries of the other Named Executive Officers for the fiscal year ended January 31, 2023.

*Annual Cash Bonuses.* The Compensation Committee may award cash bonus payments to Named Executive Officers in order to recognize and to reward individual performance that has meaningfully enhanced the operations and financial results of the Company during the most recently completed fiscal year. Awards are intended to convey to executives that good performance is recognized and valued by the Board of Directors.

Furthermore, we believe that annual cash bonus awards strongly encourage executives to continue to improve their efforts in delivering annual results that are aligned with our long-term goals. At the conclusion of each fiscal year, the CEO submits recommended annual cash bonus award amounts for each of the other Named Executive Officers to the Compensation Committee for consideration, modification at their discretion and ultimate approval.

After reviewing the recommendations of the CEO, the Fiscal 2023 financial performance of the Company as a whole, the increase in project backlog, the strong safety record, the increased ESG efforts, the successful tax savings, applicable employee contract performance calculations and the individual performances of Messrs. Watson, Deily and Collins, the Compensation Committee approved an aggregate amount of \$765,000 in annual cash bonus awards for Fiscal 2023. The amounts of the cash bonus awards earned by each Named Executive Officer for the fiscal years ended January 31, 2023, 2022 and 2021 are set forth in the "Bonus" column of the "Summary Compensation Table" presented below. The amount of the cash award determined pursuant to the non-equity incentive compensation plan included in the employment agreement of the CEO of Gemma in the amount of \$1,400,000 is presented in the corresponding column of the "Summary Compensation Table." The cash awards related to Fiscal 2023 performance were paid to executives in March and April 2023. The employment agreements for Messrs. Watson and Deily provide for annual target bonus payments of 100% and 75% of base salary, respectively, subject to the satisfaction of reasonable performance criteria as established each year at the discretion of the Board of Directors. Additionally, the annual cash bonus award amounts for Messrs. Watson and Deily will continue to be subject to maximum amounts equal to 200% of the corresponding base salary amounts.

*Long-Term Equity-Based Compensation.* Named Executive Officers are eligible to receive long-term equity-based compensation awards under our Stock Plans. The long-term equity-based compensation awarded to executives is largely a combination of PRSUs, EPRSUs (introduced in April 2023), RRSUs and TRSUs. Over the past several years, we have reduced the number of shares of Common Stock covered by new non-qualified stock option awards. The Compensation Committee members believe that the current combinations of these types of long-term equity-based awards respond to the objectives of our executive compensation program:

- Link incentive compensation to the Company's long-term performance;
- Create long-term stockholder value;
- Align the financial interests of the Named Executive Officers with the financial interests of stockholders; and
- Reward actions that enhance long-term stockholder returns.

The vesting related to the PRSU awards depends on the price performance of our Common Stock measured against the price performance of a designated peer group of common stocks over a three-year period. The vesting related to EPRSUs depends on the growth of the Company's diluted EPS over a three-year period. We believe these types of measurements utilize appropriate performance metrics that incentivize actions that create value for stockholders. The vesting period for TRSUs is three years. We believe that TRSU awards encourage increased holdings of our stock by our executives and retain talent over the long-term. Additionally, the Company began to award RRSUs in response to stockholder feedback and to incentivize the CEO of Gemma to emphasize growth in the number and amounts of renewable energy projects awarded to Gemma.

The award of options to purchase shares of our Common Stock have become a less significant portion of our executive compensation program over recent years. As noted previously, awards of stock options that are made include the elongated three-year vesting periods that the Compensation Committee adopted as Company policy in January 2018.

In making each stock award determination, the Compensation Committee considered key business priorities, peer group trends, potential stockholder dilution and the general economic environment. Stock options are typically used as incentives to align the priorities of Named Executive Officers with those of our stockholders because stock options provide value to holders only if our stock price increases from the date of grant to the date of exercise. In addition, except with respect to certain terminations following a change in control of the Company, the continued employment of a stock option holder is required for the vesting of each stock option to occur. Thus, the potential realization of the value of outstanding but unvested stock options meaningfully encourages executives to remain with the Company, as leaving the Company results in the forfeiture of the value and potential gain associated with any unvested stock option awards.

Based on the results of its deliberations focused on performance for Fiscal 2023, the Compensation Committee recommended the award of stock options to Messrs. Watson, Deily and Collins on April 11, 2023, which were subsequently approved by the independent members of the Board, having grant date fair values of approximately \$40,600, \$20,300 and \$20,300, respectively, that were determined based on the Black-Scholes valuation model, and an option exercise price equal to the price of the underlying Common Stock on the date of award (\$39.47 per share). PRSUs were awarded to Messrs. Watson and Collins on April 17, 2023 with estimated fair value amounts of approximately \$174,579 and \$34,916, respectively. In addition, TRSUs were awarded to Messrs. Watson and Collins on April 17, 2023 with estimated fair value amounts of approximately \$473,640 and \$197,350, respectively. In addition, EPRSUs were awarded to Messrs. Watson, Deily and Collins on April 17, 2023 with estimated fair value amounts of approximately \$394,700, \$98,675 and \$98,675, respectively. Lastly, RRSUs were awarded to Mr. Collins on April 17, 2023 with an estimated fair value amount of approximately \$148,013. Information regarding stock options and restricted stock units awarded to Named Executive Officers during Fiscal 2023 is presented in the "Grants of Plan-Based Awards Tables" section of this Proxy Statement that is included below. The fair value amounts of the stock options and restricted stock units awarded to Named Executive Officers during the fiscal years ended January 31, 2023, 2022 and 2021 are set forth in the "Summary Compensation Table" that is also presented below. Note that the information relating to the stock-based awards made in April 2023 that are described above will be included in the corresponding executive compensation tables that will be presented next year for the year ending January 31, 2024.

### ***Severance and Change in Control Benefits***

In the event of a change in control, Mr. Watson and Mr. Deily are entitled to receive benefits based on each executive's individual agreement negotiated with the Company. Also, in the event of employment termination, Messrs. Watson, Deily and Collins may be paid severance benefits in certain circumstances pursuant to each executive's individual agreement negotiated with the Company. The estimated severance benefits that would be payable to each executive under the respective arrangements upon the occurrence of certain events are set forth in the chart that is included in the section "Potential Payments upon Termination" below. Providing severance and change in control benefits assists the Company in attracting and retaining executive talent. Additional details regarding the severance and change in control provisions of the employment agreement for each current Named Executive Officer are also provided below in the "Summary of Employment Arrangements" section of this Proxy Statement.

Each of our stock plans and the corresponding written agreements with the executives describe the effects on outstanding stock options and other stock awards of the termination of a holder's employment with the Company under various circumstances, including the provision that all outstanding stock options and other stock awards shall generally become fully vested upon a change in control of the Company, as defined in the applicable stock plan documents.

### ***Other Benefits***

We maintain three tax qualified defined contribution retirement plans (the "401(k) Plans") that cover substantially all salaried and hourly employees. Each of the Named Executive Officers participates in a 401(k) Plan. Each employee, including officers, is entitled to participate in only one of the 401(k) Plans. We do not maintain any defined benefit pension plan or non-tax qualified supplemental retirement plan. Group benefits for active employees such as medical, dental, vision, life insurance and disability coverages are available to substantially all salaried and hourly employees, including Named Executive Officers, through our employee health and welfare plans.

### ***Tax Deductibility of Compensation***

The Tax Cuts and Jobs Act, signed into law in December 2017, established additional limitation on the deduction for certain executive compensation under Section 162(m). For tax years beginning after December 31, 2017 (i.e., our Fiscal 2019), the exception for performance-based compensation was eliminated and covered employees (those subject to the deduction limitation) now includes the chief financial officer. Further, once an employee qualifies as a covered employee, the limitation applies to that person as long as a company pays that person compensation (even if the employee retired or severed). As such, for Fiscal 2023, we cannot deduct compensation in excess of \$1,000,000 for Mr. Collins and Mr. Griffin. The compensation amounts for the other Named Executive Officers unrelated to the exercise of non-qualified stock options and the vesting of restricted stock units generally have not exceeded the \$1,000,000 excess compensation threshold.

### ***Summary of Our Executive Compensation Principles and Objectives***

Our executive compensation program is designed to reward executives who contribute to our consistent favorable consolidated performance and to the successful attainment of operating plan objectives and strategic goals with total compensation that is comparable to those companies with which we compete for executive talent. The executive compensation program is intended to maintain a strong link between compensation and performance and is intended to achieve the following:

#### **Executive Compensation Principles and Objectives**

- Retain and motivate highly-performing executives who drive our business operations and financial performance;
- Support our Company's business strategies and achievement of short-term and long-term goals by encouraging profitable growth and increased stockholder value;
- Align interests of the Named Executive Officers with long-term interests of our stockholders;
- Promote Common Stock ownership of the Company; and
- Discourage excessive risk-taking.

Overall levels of executive compensation are established based on an assessment of our performance as a whole. Individual executive compensation is determined based on an assessment of the experience and performance of each Named Executive Officer, as well as the compensation levels of comparable positions in our peer group and general market practices. Variation in compensation among the Named Executive Officers reflects the different roles, responsibilities, and performance of the Named Executive Officers, as compared to comparable positions in the peer group with which we compete for talent. As noted previously, the Holding Company Named Executive Officers perform substantially different functions from operating subsidiary Named Executive Officers, and are thus compensated with relatively lower base salaries and generally receive a greater mix of stock-based compensation.

#### **COMPENSATION COMMITTEE REPORT**

The Compensation Committee has reviewed and discussed with management the preceding Executive Compensation Discussion and Analysis as required by Item 402(b) of Regulation S-K. Based on such review and discussion, the Compensation Committee recommended to the Board of Directors that it be included in this Proxy Statement and be incorporated by reference into our Annual Report on Form 10-K for the year ended January 31, 2023. The foregoing report has been furnished on behalf of the Board of Directors by the undersigned members of the Compensation Committee.

#### **Submitted by the Compensation Committee of the Board of Directors:**

James W. Quinn (Chairman, Compensation Committee)  
Cynthia A. Flanders (Member, Compensation Committee)  
William F. Leimkuhler (Member, Compensation Committee)

## Summary Compensation Table

For Fiscal 2023, we are reporting compensation for four "Named Executive Officers" identified below, including the Company's CEO and CFO, the Chief Executive Officer of Gemma and a Director and former CEO of the Company. The following table sets forth the total amount of compensation paid to or earned by these Named Executive Officers for the fiscal years ended January 31, 2023, 2022 and 2021.

Name and Principal Position	Fiscal Year Ended January 31,	Salary Earned	Bonus Earned	Stock Awards <sup>(1)</sup>	Stock Option Awards <sup>(1)</sup>	Non-equity Incentive Plan Compensation <sup>(2)</sup>	All Other Compensation <sup>(3)</sup>	Total Compensation
David H. Watson <sup>(4)</sup>	2023	\$ 305,444	\$ 330,000	\$ 693,162	\$ 66,800	\$ —	\$ 3,038	\$ 1,398,444
President and Chief Executive Officer	2022	222,917	250,000	1,029,000	111,200	—	2,812	1,615,929
	2021	200,000	180,000	299,088	181,760	—	2,647	863,495
Richard H. Deily <sup>(4)</sup>	2023	\$ 251,371	\$ 185,000	\$ 634,366	\$ 23,380	\$ —	\$ 2,720	\$ 1,096,837
Senior Vice President, Chief Financial Officer, Treasurer and Corporate Secretary								
Charles E. Collins IV	2023	\$ 400,000	\$ 250,000	\$ 538,261	\$ 33,400	\$ 1,400,000	\$ 59,071	\$ 2,680,732
Chief Executive Officer, Gemma	2022	333,689	—	457,800	—	816,000	41,200	1,648,689
	2021	315,000	—	—	56,800	662,000	30,784	1,064,584
Rainer H. Bosselmann <sup>(4)</sup>	2023	\$ 131,250	\$ —	\$ 866,452	\$ 83,500	\$ —	\$ 830,417	\$ 1,911,619
Chief Executive Officer	2022	225,000	225,000	1,286,250	139,000	—	1,913	1,877,163
	2021	225,000	200,000	373,861	227,200	—	1,834	1,027,895

- (1) Amounts represent the aggregate award-date fair values computed for financial reporting purposes reflecting the assumptions discussed in Note 12 – Stock-Based Compensation of our consolidated financial statements that are included in Item 8 of our Annual Report on Form 10-K for the year ended January 31, 2023.
- (2) Amounts represent cash earned by Mr. Collins determined pursuant to the incentive compensation terms of his employment agreement.
- (3) Amounts represent matching and profit-sharing contributions made pursuant to the applicable Company's 401(k) plan, term life insurance premiums and car allowance payments made to Mr. Collins. For Mr. Bosselmann, amount for Fiscal 2023 includes the aggregate amount of future cash payments and the other employee benefits that the Company committed to provide over the three-year period following the date of his retirement.
- (4) On August 16, 2022, Mr. Bosselmann retired from his positions of CEO and Chairman of the Board of Directors. Mr. Watson was appointed CEO and Mr. Deily was appointed CFO at that time. Prior to being appointed CEO and for Fiscal 2022 and 2021, Mr. Watson served as Senior Vice President, Chief Financial Officer, Treasurer and Corporate Secretary.

### Executive Officers Who Are Not Directors

Mr. Deily, age 69, was appointed as our Senior Vice President, Chief Financial Officer, Treasurer and Corporate Secretary, effective August 16, 2022. Prior to the appointment, Mr. Deily served as the Company's Corporate Controller since October 2007 and Vice President since January 2015. Mr. Deily has over 40 years of continuous senior financial management experience with publicly traded companies in various industries including construction, commercial software, telecommunications, government contracting and electronics manufacturing. Past positions held by Mr. Deily at other companies included Chief Accounting Officer as well as Chief Financial Officer. Mr. Deily began his career as a certified public accountant and financial auditor with Arthur Andersen & Co.

Mr. Collins, age 46, was promoted to the position of Chief Executive Officer of Gemma in November 2021. He had served as Co-President of Gemma since August 2018. Additionally, he served as Director of Projects at Gemma from July 2018 to July 2019. Prior to July 2018, Mr. Collins served as a Gemma Project Manager. Mr. Collins is a certified Project Management Professional and holds several state contracting licenses for Gemma.

## Summary of Employment Agreements

**David H. Watson.** Effective August 16, 2022, the Company entered into an employment agreement with Mr. Watson as President and Chief Executive Officer. Pursuant to the employment agreement, we agreed to employ Mr. Watson for an initial term of two years. Mr. Watson's employment automatically renews for one-year periods on September 15 each year unless the Company or Mr. Watson provides 90 days' written notice of its or his election not to renew. The agreement provides for an annual base salary of \$400,000. This new agreement replaced the employment agreement between the Company and Mr. Watson dated October 13, 2015.

The agreement also provides for an annual target bonus payment of 100% of base salary, subject to the satisfaction of reasonable performance criteria as shall be established for such year and at the discretion of our Board of Directors. During the term of the agreement, Mr. Watson shall be eligible to participate in any stock option, incentive and similar plans established by the Company from time to time. The Compensation Committee approved the payment of cash bonuses to Mr. Watson in March 2023, March 2022 and March 2021, relating to the fiscal years ended January 31, 2023, 2022 and 2021, in the amounts of \$330,000, \$250,000 and \$180,000, respectively.

Subsequent to each fiscal year end, options to purchase shares of Common Stock are also typically awarded to our CEO by the independent members of the Board. Accordingly, non-qualified stock options were awarded to Mr. Watson in April 2023 covering 5,000 shares of our Common Stock, with a per share exercise price of \$39.47. These stock options will vest over a three-year period with one-third of the options becoming exercisable on each of the first three anniversaries of the date of the award. These options will expire on the ten-year anniversary of the award date.

Additionally, subsequent to the end of Fiscal 2023 and pursuant to the 2020 Stock Plan, the independent members of the Board awarded PRSUs, EPRSUs and TRSUs to Mr. Watson, as discussed above in the "Executive Compensation Discussion and Analysis" section of this Proxy Statement.

As discussed in that section for the PRSUs, the number of shares of Common Stock that will be earned will be determined at the end of a three-year period based on the rank of the total return performance of our Common Stock versus the total return performance of the common stock of the 2023 Peer Group of twelve other companies. Pursuant to this arrangement and depending on the stock performances, the target number of shares of Common Stock for the award is 5,000 shares and the maximum number of shares of Common Stock that Mr. Watson may earn pursuant to this award is 10,000 shares, before adjustments for cash dividends. As also discussed above for the EPRSUs, the number of shares of Common Stock that will be earned will be determined at the end of a three-year period based on the sum of the diluted EPS amounts for the three-year period as compared to diluted EPS amounts based on the compounded growth of the Company's diluted EPS for that same three-year period based on the sum of our diluted EPS for the preceded three fiscal years. Pursuant to this arrangement, the target number of shares of Common Stock for the award is 10,000 shares and the maximum number of shares of Common Stock that Mr. Watson may earn pursuant to this award is 20,000 shares, before adjustments for cash dividends. As also discussed above, the TRSUs awarded to Mr. Watson and covering 12,000 shares of Common Stock will become issuable over a three-year period in equal installments on the next three anniversaries of the award date, before adjustments for cash dividends.

In April 2023, the PRSUs that were awarded to Mr. Watson in April 2020 expired and no shares of Common Stock were issued to him as the performance requirements of the award were not met. In April 2022 and April 2021, Mr. Watson was issued 8,984 and 17,987 shares of Common Stock, respectively, including portions related to cash dividends, that he earned under the PRSUs that were awarded to him in April 2019 and April 2018, respectively. In April 2023 and April 2022, Mr. Watson was also issued 6,929 and 3,411 shares of Common Stock, respectively, including portions related to cash dividends, that he earned on the anniversaries of the award dates for the TRSUs awarded to him in April 2022 and April 2021, respectively.

In the event that Mr. Watson is terminated by the Company at its convenience or by him for good reason (as defined in his agreement), then he shall be entitled to (i) continue to receive his salary for the duration of twelve (12) months, and (ii) continue to participate in our benefit plans and programs (other than the applicable 401(k) plan and any other qualified retirement plan(s)) for a period of twelve months or, in the case of the Company's health plan(s), until Mr. Watson becomes eligible for health insurance from another source other than Medicare.



Mr. Watson is subject to certain confidentiality provisions under his employment agreement and, during the term of his employment and for two years thereafter, he is subject to certain non-solicitation covenants as more fully described in the employment agreement.

In the event of a "change in control," as defined in Mr. Watson's employment agreement, and Mr. Watson incurs a termination on or within twenty-four (24) months following the date of such change in control, the Company shall pay to Mr. Watson a single lump sum payment in an amount equal to twelve (12) times his monthly salary.

**Richard H. Deily.** Effective August 16, 2022, the Company entered into an employment agreement with Mr. Deily as Senior Vice President, Chief Financial Officer, Treasurer and Corporate Secretary. Pursuant to the employment agreement, we agreed to employ Mr. Deily for an initial term of two years. His employment automatically renews for one-year periods on September 15 each year unless the Company or Mr. Deily provides 60 days' written notice of its or his election not to renew. The agreement provided for an annual base salary of \$300,000.

The agreement also provides for an annual target bonus payment of 75% of base salary, subject to the satisfaction of reasonable performance criteria as shall be established for such year and at the discretion of our Board of Directors. During the term of the agreement, Mr. Deily shall be eligible to participate in any stock option, incentive and similar plans established by the Company from time to time. The Compensation Committee approved the payment of a cash bonus to Mr. Deily in March 2023 relating to the fiscal year ended January 31, 2023 in the amount of \$185,000.

Subsequent to each fiscal year end, options to purchase shares of Common Stock are also typically awarded to our CFO by the Board of Directors. Accordingly, non-qualified stock options were awarded to Mr. Deily by the Board in April 2023 covering 2,500 shares of our Common Stock, with a per share exercise price of \$39.47. These stock options will vest over a three-year period with one-third of the options becoming exercisable on each of the first three anniversaries of the date of the award. These options will expire on the ten-year anniversary of the award date.

During and subsequent to the end of Fiscal 2023, and pursuant to the 2020 Stock Plan, the Board of Directors awarded PRSUs, EPRSUs and TRSUs to Mr. Deily, as discussed above in the "Executive Compensation Discussion and Analysis" section of this Proxy Statement. The PRSUs and EPRSUs for Mr. Deily include the same vesting terms that pertain to Mr. Watson's PRSU and EPRSU awards that are also discussed above. For the PRSUs, pursuant to this arrangement and depending on the stock performance of the Company as compared to the stock performance of the 2023 Peer Group of companies over the three-year period, the target number of shares of Common Stock for the award is 2,500 shares and the maximum number of shares of Common Stock that Mr. Deily may earn pursuant to this award is 5,000 shares, before adjustments for cash dividends. For the EPRSUs, based on the sum of the Company's diluted EPS amounts over the next three years as compared to cumulative diluted EPS targets based on the compounded growth of the sum of the Company's diluted EPS amounts for the three years preceding the award, the target number of shares of Common Stock for the award is 2,500 shares and the maximum number of shares of Common Stock that Mr. Deily may earn pursuant to this award is 5,000 shares, before adjustments for cash dividends. The TRSUs awarded to Mr. Deily and covering 12,500 shares of Common Stock will vest and the shares will become issuable over a three-year period in equal installments on the next three anniversary dates of the award date, before adjustments for cash dividends.

In April 2023, Mr. Deily was issued 2,425 shares of Common Stock (including portions related to cash dividends), that he earned on the anniversaries of the TRSUs awarded to him in April 2022 and April 2021.

In the event that Mr. Deily is terminated by the Company at its convenience or by him for good reason (as defined in his agreement), then he shall be entitled to (i) continue to receive his salary for the duration of six (6) months, and (ii) continue to participate in our benefit plans and programs (other than the Company's 401(k) plan and any other qualified retirement plan(s)) for a period of six months or, in the case of the Company's health plan(s), until Mr. Deily becomes eligible for health insurance from another source other than Medicare. Mr. Deily is subject to certain confidentiality provisions under his employment agreement and, during the term of his employment and for two years thereafter, he is subject to certain non-solicitation covenants as more fully described in the employment agreement.

In the event of a "change in control," as defined in Mr. Deily's employment agreement, and Mr. Deily incurs a termination on or within twelve (12) months following the date of such change in control, the Company shall pay to Mr. Deily a single lump sum payment in an amount equal to six (6) times his monthly salary.

**Charles E. Collins IV.** On November 15, 2019, Gemma entered into an employment agreement with Mr. Collins who serves as Chief Executive Officer of Gemma. The initial term of his employment ended on January 31, 2022, but the term automatically renewed for a one-year period and will continue to automatically renew for successive one-year periods, subject to various terms, unless earlier terminated as provided in his employment agreement.

Gemma pays Mr. Collins a base salary at the annual rate of \$500,000 (effective in April 2023) and provides other standard employee benefits. In addition, Mr. Collins is entitled to earn performance-based cash compensation related to the attainment of one or more performance goals for the applicable year. The criteria and formulas that shall be used in the annual determination of performance-based cash compensation awards are detailed in the employment agreement. In summary, the four performance goals included in the employment agreement relate to Gemma's achievement of certain levels of adjusted EBITDA (as defined in the employment agreement), to Gemma's achievement of certain adjusted EBITDA as a percent of revenues, to Gemma's meeting certain safety targets and to the annual increase in active project backlog. Notwithstanding anything to the contrary contained in the applicable provisions of the agreement, the total amount of performance-based compensation for any fiscal year as a result of the attainment of one or more of the performance goals shall not exceed a total of \$2,500,000. Based on calculations approved by the Compensation Committee, incentive cash compensation was awarded to Mr. Collins for Fiscal 2023 and 2022 in the amounts of \$1,400,000 and \$816,000, respectively. In addition, Mr. Collins was awarded a discretionary cash bonus of \$250,000 for Fiscal 2023.

In April 2023, non-qualified stock options also were awarded to Mr. Collins by the independent members of the Board in covering 2,500 shares of our Common Stock, with a per share exercise price of \$39.47. These stock options will vest over a three-year period with one-third of the options becoming exercisable on each of the first three anniversaries of the date of the award. These options will expire on the ten-year anniversary of the award date.

Additionally, subsequent to the end of Fiscal 2023 and pursuant to the 2020 Stock Plan, the independent members of the Board awarded PRSUs, EPRSUs, TRSUs and RRSUs to Mr. Collins, as discussed above in the "Executive Compensation Discussion and Analysis" section of this Proxy Statement. The PRSUs and EPRSUs for Mr. Collins include the same vesting terms that pertain to the PRSUs and EPRSUs awarded to Mr. Watson and Mr. Deily that are discussed above. For the PRSUs, depending on the stock performances of the Company compared to the stock performance of the 2023 Peer Group of companies over the three-year period, the target number of shares of Common Stock for the award is 1,000 shares and the maximum number of shares of Common Stock that Mr. Collins may earn pursuant to this award is 2,000 shares, before adjustments for cash dividends. For the EPRSUs, based on the sum of the Company's diluted EPS amounts over the next three years as compared to cumulative diluted EPS targets based on the compounded growth of the sum of the Company's diluted EPS amounts for the three years preceding the award, the target number of shares of Common Stock for the award is 2,500 shares and the maximum number of shares of Common Stock that Mr. Collins may earn pursuant to this award is 5,000 shares, before adjustments for cash dividends. The TRSUs awarded to Mr. Collins and covering 5,000 shares of Common Stock will vest and the shares will become issuable over a three-year period in equal installments on the next three anniversaries of the award date, before adjustments for cash dividends.

As discussed above in the "Executive Compensation Discussion and Analysis" section of this Proxy Statement, the RRSUs awarded to Mr. Collins represent an incentive for the CEO of Gemma to achieve an increase in the number and amounts of renewable energy projects awarded to Gemma over the next three years. The RRSU awards shall vest and the applicable number of shares will become issuable based on Gemma's success in increasing the amount of New Renewable Adjusted RUPO, as defined, during certain periods within the three-year period of the RRSU agreement. The maximum number of shares of Common Stock that may be issued pursuant to the RRSU award is 7,500 shares.

In April 2023, Mr. Collins was issued 5,177 shares of Common Stock (including portions related to cash dividends), that he earned on the anniversaries of the TRSUs awarded to him in April 2022 and April 2021.

In the event that the employment of Mr. Collins is terminated by Gemma at its convenience or by Mr. Collins for good reason, then he shall be entitled to (i) continue to receive his base compensation for twelve (12) months, (ii) a pro-rata share of any performance-based compensation determined (based on audited financial numbers) at the end of the fiscal year in which the employment termination occurs, and (iii) continue to participate in certain Gemma's health and benefit plans and programs for the duration of twelve (12) months under certain conditions.

The compensation, allowances and benefits described in the severance provisions of the employment agreement shall continue to be paid or provided at the times and in the manner consistent with the standard payroll practices of Gemma for their active executive-level employees.

**Rainer H. Bosselmann.** On January 3, 2005, the Company entered into an employment agreement with Rainer H. Bosselmann as its chief executive officer. The agreement provided for an annual base salary during the employment period, subject to increase (but not reduction) from time to time in such amounts as the Company, in its reasonable discretion, deemed to be appropriate. Effective August 16, 2022, Mr. Bosselmann resigned from the chief executive officer position and his position as chairman of the Board of Directors, and accordingly, his employment agreement was terminated. Mr. Bosselmann will continue to serve as a member of the Board. At the date of Mr. Bosselmann's retirement, his annual base salary was \$225,000. As a condition of Mr. Bosselmann's retirement, he will continue to receive monthly payments based on an annual amount of \$225,000 for three years from the date of his retirement.

The agreement also provided for an annual bonus with the payment and amount determined at the discretion of the Board of Directors of the Company, subject to the satisfaction of any reasonable performance criteria established for Mr. Bosselmann with respect to such year. The agreement further provided that he may participate in any stock option, incentive and similar plans established by the Company and shall be granted stock options and other benefits similar to options and benefits granted to other executives, subject in all cases to the satisfaction by Mr. Bosselmann of the terms and conditions of such plans and to the reasonable exercise by the Board of any discretion granted to it or them thereunder. The Compensation Committee approved the payment of cash bonuses to Mr. Bosselmann in March 2022 and March 2021, relating to the fiscal years ended January 31, 2022 and 2021, in the amounts of \$225,000 and \$200,00, respectively.

In April 2023, the PRSUs that were awarded to Mr. Bosselmann in April 2020 expired and no shares of Common Stock were issued to him as the performance requirements of the award were not met. In April 2022 and April 2021, Mr. Bosselmann was issued 11,231 shares of Common Stock and 22,484 shares of Common Stock, respectively, including portions related to cash dividends, that he earned under PRSUs that were awarded to him in April 2018 and April 2019, respectively. In April 2023 and April 2022, Mr. Bosselmann was issued 8,662 and 4,264 shares of Common Stock, respectively, including portions related to cash dividends, that he earned on the anniversaries of the TRSUs awarded to him in April 2022 and April 2021.

#### Code of Ethics

We have established a Code of Ethics that applies to our CEO and our CFO. The Code of Ethics embodies a commitment to the highest standards of ethical and professional conduct and imposes a higher standard of honesty and integrity than the Company's Code of Conduct that applies to, and is acknowledged in writing by, all of our employees. The Board of Directors, or the Audit Committee, shall determine, or designate appropriate persons to determine, remedial actions to be taken in the event of a violation of the Code of Ethics and has full and discretionary authority to approve any amendment to or waiver from this Code of Ethics. Any such amendment or waiver will be promptly disclosed as required by applicable law or regulation.

#### Potential Payments upon Termination

The terms of the employment agreements with our Named Executive Officers provide that we pay certain severance benefits in the event that one of them is terminated by us other than for "cause" as that term is defined in each applicable agreement.

The following table presents amounts payable to the executives considered Named Executive Officers for Fiscal 2023 based on the assumption that the executives are terminated without cause on January 31, 2023. The section entitled "Summary of Employment Arrangements" above includes descriptions of the payments which shall be made to Mr. Watson and Mr. Deily upon a change in control.

Executive Officer	Base Salary	Cash Incentive Payments	Health Care Benefits/Other	Totals
David H. Watson	400,000 <sup>(1)</sup>	330,000 <sup>(2)</sup>	26,628 <sup>(1)</sup>	756,628
Richard H. Deily	150,000 <sup>(3)</sup>	185,000 <sup>(2)</sup>	14,322 <sup>(3)</sup>	349,322
Charles E. Collins IV	400,000 <sup>(4)</sup>	1,400,000 <sup>(5)</sup>	49,685 <sup>(4)</sup>	1,849,685

- (1) Amounts represent the continuation of salary and benefits payments for twelve months, respectively.
- (2) Amounts represent the cash bonus amounts awarded for Fiscal 2023 but paid after January 31, 2023.
- (3) Amounts represent the continuation of salary and benefits payments for six months, respectively.
- (4) Amounts represent the continuation of salary and benefits, respectively, for twelve months.
- (5) Amount represents the total of the non-equity incentive cash compensation earned and the cash bonus amount awarded for Fiscal 2023 but paid after January 31, 2023.

#### Grants of Plan-Based Awards Tables

The following tables set forth certain information with respect to plan-based awards made to the Named Executive Officers (identified in the "Summary Compensation Table" above) during Fiscal 2023.

The awards presented in the table immediately below represent non-qualified options to purchase shares of our Common Stock that were granted under our Argan, Inc. 2020 Stock Plan.

Name	Grant Date (1)	Number of Shares of Common Stock Underlying the Award	Exercise Price/Share	Grant Date Fair Value of Stock Option Awards (2)	
David H. Watson	4/18/2022	10,000	\$ 36.78	\$	66,800
Richard H. Deily	4/18/2022	3,500	36.78		23,380
Charles E. Collins IV	4/18/2022	5,000	36.78		33,400
Rainer H. Bosselmann	4/18/2022	12,500	36.78		83,500

- (1) The grant date represents the date on which the independent members of the Board of Directors awarded the stock options. The options to purchase shares of our Common Stock become exercisable in equal installments on the first three anniversaries of the award date.
- (2) Each amount represents the fair value of the corresponding stock options on the date of grant as computed for financial reporting purposes reflecting the assumptions discussed in Note 12 – Stock-Based Compensation of our consolidated financial statements included in our Annual Report on Form 10-K for the year ended January 31, 2023.

The restricted stock units presented in the three tables immediately below were awarded under our stock plans.

Name	Grant Date (1)	Estimated Future Payouts Under PRSUs (2)			Grant Date Fair Value of PRSUs (6)
		Threshold (3)	Target (4)	Maximum (5)	
David H. Watson	4/18/2022	—	10,000	20,000	\$ 325,362
Richard H. Deily	9/13/2022	—	2,500	5,000	76,011
Charles E. Collins IV	4/18/2022	—	1,000	2,000	32,536
Rainer H. Bosselmann	4/18/2022	—	12,500	25,000	406,702

- (1) The grant date represents the date on which the independent members of the Board of Directors awarded the PRSUs.
- (2) These awards vest over a three-year performance measurement period based on our total shareholder return relative to the shareholder return of the applicable peer group of twelve other companies.
- (3) If our stock price performance over the three-year measurement period is not among the top seven of thirteen performers, the executive does not earn any shares of our Common Stock.
- (4) The target number of shares of Common Stock before adjustment for cash dividends is earned by the executive if our stock performance ranks sixth or seventh among the thirteen peer companies (including us).
- (5) The maximum number of shares of Common Stock, before adjustment for cash dividends, is earned by the executive if our stock performance ranks in the top four among the thirteen peer companies (including us).
- (6) Each amount represents the fair value of the corresponding restricted stock units on the date of award determined for financial reporting purposes based on the per share price of a share of our Common Stock on the award date and the target number of shares, the assignment of equal probabilities to the thirteen possible payout outcomes at the end of the three-year vesting period, and a computation of the weighted average of the possible outcome amounts.

Name	Grant Date (1)	Estimated Future Payouts Under RRSUs (2)			Grant Date Fair Value of RRSUs (5)
		Threshold (3)	Target (4)	Maximum (4)	
Charles E. Collins IV	4/18/2022	—	7,500	7,500	\$ 137,925

- (1) The grant date represents the date on which the independent members of the Board of Directors awarded the RRSUs.
- (2) These awards vest over a three-year term based on the success of Gemma in increasing the amount of RUPO related to renewable energy projects during certain periods within the three-year term of each award, as defined.
- (3) If RUPO hurdle amounts are not achieved for separate periods of time defined in the awards, the executive does not earn any shares of our Common Stock.
- (4) The target and maximum number of shares of Common Stock, before adjustment for cash dividends, that may be earned by the executive based on the achievement of all the applicable RUPO hurdles. The actual amount of renewable energy project awards failed to reach the first RUPO hurdle in April 2023, resulting in the forfeiture of 1,500 shares of Common Stock covered by this award.
- (5) Each amount represents the fair value of the corresponding renewable restricted stock units on the date of award determined for financial reporting purposes based on 50% of the aggregate market value of the shares of common stock covered by the award on the date of the award.

Name	Grant Date (1)	Estimated Future Payouts Under TRSUs (2)		Grant Date Fair Value of TRSUs (3)
David H. Watson	4/18/2022	10,000	\$	367,800
Richard H. Deily	4/18/2022	3,500		128,730
Richard H. Deily	9/13/2022	12,500		429,625
Charles E. Collins IV	4/18/2022	10,000		367,800
Rainer H. Bosselmann	4/18/2022	12,500		459,750

- (1) The grant date represents the date on which the independent members of the Board of Directors awarded the TRSUs.
- (2) These awards vest in equal installments on each of the first three anniversaries of the award date. Accordingly, at each vesting date, one-third of the award shares plus a number of shares to be determined based on the amount of cash dividends deemed paid on shares earned pursuant to the awards become issuable to each awardee.
- (3) The fair value of each award determined for financial reporting purposes equals the aggregate market price for the number of shares covered by each award on the date of award.

No other stock or stock option awards were made by us to any of the Named Executive Officers during Fiscal 2023.

#### Stock Options Exercised and Stock Vested

During Fiscal 2023, there were no stock options exercised by any of our Named Executive Officers. In April 2022, 11,231 shares and 8,984 shares of Common Stock were issued to Messrs. Bosselmann and Watson, respectively, that were earned pursuant to the PRSUs awarded in April 2019. The issued shares of Common Stock included only a portion of the maximum shares available for issuance, plus additional shares for each officer related to cash dividends. In addition, in April 2022, Messrs. Watson, Deily, Collins and Bosselmann were issued 3,411 shares, 1,193 shares, 1,705 shares and 4,264 shares of Common Stock related to the vesting of TRSUs on the anniversary of their respective awards.

## Outstanding Equity Award Tables

The table set forth immediately below presents certain information relating to the PRSUs held by the Named Executive Officers as of January 31, 2023.

Name	Outstanding PRSUs		
	Number of Shares <sup>(1)</sup>	Market Price/Share <sup>(2)</sup>	Market Price <sup>(3)</sup>
David H. Watson	60,000	\$ 38.99	\$ 2,339,400
Richard H. Deily	5,000	\$ 38.99	\$ 194,950
Charles E. Collins IV	4,000	\$ 38.99	\$ 155,960
Rainer H. Bosselmann	75,000	\$ 38.99	\$ 2,924,250

- (1) The number of shares presented in this table represents the maximum number of shares that could be earned over the corresponding three-year stock price performance measurement period before adjustment for cash dividends. PRSUs were awarded to Mr. Watson on April 16, 2020, April 16, 2021, and April 18, 2022; they were awarded to Mr. Deily on September 13, 2022; they were awarded to Mr. Collins on April 16, 2021 and April 2022; and they were awarded to Mr. Bosselmann on April 16, 2020, April 16, 2021, and April 18, 2022. In April 2023, as a result of not satisfying performance requirements, 20,00 shares and 25,000 shares of Common Stock were forfeited by Mr. Watson and Mr. Bosselmann, respectively, with an approximate market value as of January 31, 2023 of \$0.8 million and \$1.0 million, respectively.
- (2) This price represents the closing per share price of our Common Stock on January 31, 2023 as reported by the NYSE.
- (3) Each amount represents the market value of the maximum number of shares of our Common Stock as of January 31, 2023 that could be earned under the corresponding restricted stock unit award, before adjustment for cash dividends.

The table set forth immediately below presents certain information relating to the RRSUs held by Mr. Collins as of January 31, 2023. None of the other Named Executive Officers have been awarded RRSUs.

Name	Outstanding RRSUs		
	Number of Shares <sup>(1)</sup>	Market Price/Share <sup>(2)</sup>	Market Price <sup>(3)</sup>
Charles E. Collins IV	11,500	\$ 38.99	\$ 448,385

- (1) The number of shares presented in this table represents the maximum number of shares that could be earned over the corresponding three-year term before adjustment for cash dividends, adjusted for shares of Common Stock forfeited as of January 31, 2023 for failing to meet defined RUPO hurdles. The RRSUs were awarded on April 16, 2021 and April 18, 2022. In April 2023, an additional 2,500 shares of Common Stock covered by these awards were forfeited, as the actual amount of renewable energy project awards failed to reach defined RUPO hurdles.
- (2) This price represents the closing per share price of our Common Stock on January 31, 2023 as reported by the NYSE.
- (3) Each amount represents the market value of the maximum number of shares of our Common Stock as of January 31, 2023 that could be earned under the corresponding renewable restricted stock unit award, before adjustment for cash dividends.

Presented below is information relating to the TRSUs held by Named Executive Officers as of January 31, 2023.

Name	Outstanding TRSUs		
	Number of Shares <sup>(1)</sup>	Market Price/Share <sup>(2)</sup>	Market Price <sup>(3)</sup>
David H. Watson	16,667	\$ 38.99	\$ 649,846
Richard H. Deily	18,334	\$ 38.99	\$ 714,843
Charles E. Collins IV	13,334	\$ 38.99	\$ 519,893
Rainer H. Bosselmann	20,834	\$ 38.99	\$ 812,318

- (1) The number of shares presented in this table represents the total number of shares scheduled to vest, before adjustment for cash dividends, over a three-year period. The TRSUs were awarded to each Named Executive Officer on April 18, 2022 and April 16, 2021. Additionally, TRSUs were awarded to Mr. Deily on September 13, 2022.
- (2) This price represents the closing per share price of our Common Stock on January 31, 2023 as reported by the NYSE.
- (3) Each amount represents the market value of the total number of shares of our Common Stock as of January 31, 2023 that are scheduled to vest over a three year period, before adjustment for cash dividends.

The table immediately below sets forth certain information concerning exercisable and unexercisable options to purchase shares of Common Stock that were held by our Named Executive Officers as of January 31, 2023.

Name	Number of Securities Underlying Unexercised Stock Options		Exercise Price/Share	Expiration Date
	Exercisable	Unexercisable		
David H. Watson	30,000	—	\$ 41.68	6/23/2026
	40,000	—	64.25	4/6/2027
	32,000	—	37.60	4/13/2028
	32,000	—	50.30	4/12/2029
	21,334	10,666	33.81	4/16/2030
	3,333	6,667	54.60	4/16/2031
	—	10,000	36.78	4/18/2032
Richard H. Deily	10,000	—	\$ 33.85	4/13/2026
	10,000	—	64.25	4/6/2027
	10,000	—	37.60	4/13/2028
	10,000	—	50.30	4/12/2029
	6,666	3,334	33.81	4/16/2030
	1,167	2,333	54.60	4/16/2031
	—	3,500	36.78	4/18/2032
Charles E. Collins IV	5,000	—	\$ 46.35	1/11/2028
	25,000	—	43.10	9/12/2028
	10,000	—	42.31	9/10/2029
	6,666	3,334	33.81	4/16/2030
	—	5,000	36.78	4/18/2032
Rainer H. Bosselmann	25,000 <sup>(1)</sup>	—	\$ 16.37	3/7/2023
	50,000	—	32.68	4/16/2025
	50,000	—	33.85	4/13/2026
	50,000	—	64.25	4/6/2027
	40,000	—	37.60	4/13/2028
	40,000	—	50.30	4/12/2029
	26,666	13,334	33.81	4/16/2030
	4,167	8,333	54.60	4/16/2031
	—	12,500	36.78	4/18/2032

(1) In March 2023, all 25,000 stock options were exercised.

None of the stock options presented in the table above have been repriced or otherwise materially modified. The 2020 Stock Plan does not permit repricing nor does it allow the cancellation of existing options in connection with the award of new options.

#### Non-Qualified Deferred Compensation Plan

The nonqualified deferred compensation plan for key employees of Gemma was approved by the Board on April 6, 2017 with the objective of keeping the management team of Gemma in place for the long term. The unfunded, cash-based plan, as amended, has six or seven-year vesting periods with a continuous employment requirement. Based on the performance of each key employee, a dollar amount may be set aside each year for each key employee in the deferred compensation plan. For awards made on or after January 31, 2021 and pursuant to an amendment to the plan, 50% of each annually awarded amount vests on the fourth anniversary of the date of award and 25% of the awarded amount will vest on the fifth and sixth anniversary dates, respectively.

For awards made prior to January 1, 2021, 50% of each annually awarded amount vests on the fifth anniversary of the date of award and 25% of the awarded amount will vest on the sixth and seventh anniversary dates, respectively. Except in the events of disability or death, vesting is dependent on continuous employment with Gemma up to the applicable vesting date. Over 25 of Gemma's key employees are participants in the plan.

The balances presented below for Mr. Collins relate to his participation in the plan prior to becoming a Named Executive Officer. None of our other Named Executive Officers are participants in the plan.

Named Executive Officer	Executive Contributions	Registrant Contributions	Total Compensation	Withdrawals/Distributions	Balance at January 31, 2023 <sup>(1)</sup>
Charles E. Collins IV	\$ —	\$ —	\$ —	\$ 100,000	\$ 450,000

(1) The amount represent the total of amounts set aside for fiscal years prior to Fiscal 2020.

#### Pay Ratio Disclosure

Section 953(b) of the Dodd-Frank Wall Street Reform and Consumer Protection Act of 2010 (the "Dodd-Frank Act") and Item 402(a) of Regulation S-K promulgated by the SEC thereunder requires us to disclose the median of the total compensation of all employees, excluding our CEO, and the ratio of the median of the annual total compensation of all employees to the annual total compensation of our CEO.

The annual total compensation of the employee with the median amount of such compensation, among all of our employees who were employed as of December 31, 2022 (other than our CEO), was \$78,080 for the period defined below. The annual total compensation for Mr. David Watson, our CEO, was \$1,398,444 for Fiscal 2023 as presented in the "Summary Compensation Table" above. The ratio of the annual total compensation of our CEO to the annual total compensation of the employee with the median amount of such compensation was 18 to 1.

The SEC's rules for identifying the median-compensated employee and calculating the pay ratio based on that employee's annual total compensation allow companies to adopt a variety of methodologies, to apply certain exclusions and to make reasonable estimates and assumptions that reflect their employee populations and compensation practices. As a result, the pay ratio reported by other companies may not be comparable to the pay ratio reported above, as other companies have different employee populations and compensation practices and may utilize different methodologies, exclusions, estimates and assumptions in calculating their own pay ratio.

The pay ratio reported above is a reasonable estimate calculated in a manner consistent with SEC rules based on the data included in our payroll and employment records and the methodology described herein. In order to identify the employee with the median amount of annual total compensation and as our consistently applied compensation measure, we identified the actual amount of fixed cash compensation paid to each employee from January 1, 2022 through December 31, 2022. We defined fixed cash compensation as any regular payment(s) (such as base salary), overtime pay and annual fixed allowance(s) that were guaranteed to the employee regardless of performance.

For each employee who was hired during the defined period and did not work for the entire twelve-month period (and was not designated as a temporary employee in our payroll records or was employed for 30 days or less), we estimated his/her twelve-month fixed cash compensation amount based on (i) the amount actually paid for the portion of the period that the individual was employed or (ii) the planned salary amount for each employee who was on a leave of absence. The employee population used to identify the employee with the median amount of annual total compensation comprised approximately 819 individuals.



## Pay Versus Performance

We assessed our pay-versus-performance alignment pursuant to Item 402(v) of Regulation S-K for the three years ended January 31, 2023 and have provided the table below, which presents total compensation for our named executive officers ("NEOs"), compensation actually paid to our NEOs, and certain performance metrics. In this table, total compensation for our NEOs is provided following two methods.

First, total compensation aligns to the amounts as disclosed in the Summary Compensation Table ("SCT") for the respective year. Second, Compensation Actually Paid ("CAP") is calculated pursuant to SEC rules and adjusts amounts presented in the SCT by year-over-year changes in the fair value of unvested equity awards that are outstanding at the end of the respective year or vest during the respective year.

Included in the pay versus performance table ("PVP Table") below for comparability is our total shareholder return ("TSR") over the respective period and the TSR for a chosen peer group of the Company. The table also presents our net income as well as EBITDA as a percent of revenues, a financial performance measure we find most important in determining compensation for our NEOs.

For further information concerning our philosophy of how we align compensation for our NEOs to certain performance metrics, refer to the "Executive Compensation Discussion and Analysis."

Fiscal Year	SCT Total for CEO Bosselmann <sup>(1)</sup>	SCT Total for CEO Watson <sup>(2)</sup>	CAP to CEO Bosselmann <sup>(1)</sup>	CAP to CEO Watson <sup>(2)</sup>	Average SCT Total for Other NEOs <sup>(3)</sup>	Average CAP to Other NEOs <sup>(3)</sup>	Value of Initial Fixed \$100 Investment Based On:		Net Income (in thousands) <sup>(6)</sup>	EBITDA as a % of Revenues <sup>(7)</sup>
							Argan, Inc. TSR <sup>(4)</sup>	Peer Group TSR <sup>(4)(5)</sup>		
2023	\$ 1,911,619	\$ 1,398,444	\$ 2,158,773	\$ 1,596,121	\$ 1,888,785	\$ 2,162,355	\$ 104	\$ 206	\$ 34,704	10.6 %
2022	1,877,163	n/a	1,980,856	n/a	1,631,539	1,559,220	97	160	35,706	10.6 %
2021	1,027,895	n/a	1,110,509	n/a	997,554	1,063,796	110	128	23,811	7.5 %

- (1) Mr. Bosselmann served as Chairman of the Board and CEO in each of Fiscal 2023, 2022 and 2021, and is therefore included as the CEO in the table for each year.
- (2) Mr. Watson served as CEO from August 16, 2022, and is therefore included as CEO for Fiscal 2023 only.
- (3) Other NEOs pertain to the following executives and their roles for each year:  
 Fiscal 2021 – Mr. Watson (Senior Vice President, Chief Financial Officer, Treasurer and Corporate Secretary), Mr. Collins IV (Co-President, Gemma) and T. Colin Trebilcock (Co-President, Gemma)  
 Fiscal 2022 – Mr. Watson (Senior Vice President, Chief Financial Officer, Treasurer and Corporate Secretary), Mr. Collins IV (Chief Executive Officer, Gemma) and Mr. Trebilcock (President, Gemma)  
 Fiscal 2023 – Mr. Deily (Senior Vice President, Chief Financial Officer, Treasurer and Corporate Secretary) and Mr. Collins IV (Chief Executive Officer, Gemma)
- (4) Cumulative total shareholder return is calculated based on the value of an initial fixed investment of \$100 on January 31, 2020, assuming reinvestment of dividends.
- (5) The peer group used for the calculation of peer group total shareholder returns is the Dow Jones US Heavy Construction TSM index.
- (6) The amounts in this column represent net income reflected in our audited consolidated financial statements for the applicable fiscal year.
- (7) EBITDA as a percentage of revenues is discussed above in the "Executive Compensation Discussion and Analysis."

The table below provides a reconciliation of the adjustments to the totals as presented in the SCT to compensation actually paid. Compensation actually paid is determined pursuant to SEC rules. As such, "Compensation Actually Paid" in the table below is not representative of the cumulative cash compensation provided and fair value of vested stock-based awards issued to our NEOs during the respective fiscal year. Rather, "Compensation Actually Paid" in the table below is determined by adjusting totals presented in the SCT by year-over-year changes in the fair value of unvested equity awards that are outstanding at the end of the respective year or vest during the respective year.

	Chief Executive Officer Fiscal Year Ended January 31,				Other Named Executive Officers Average Fiscal Year Ended January 31,		
	2021	2022	2023	2023	2021 <sup>(3)</sup>	2022 <sup>(3)</sup>	2023 <sup>(3)</sup>
	(Bosselmann) <sup>(1)</sup>	(Bosselmann) <sup>(1)</sup>	(Bosselmann) <sup>(1)</sup>	(Watson) <sup>(2)</sup>			
<b>Summary Compensation Table Total</b>	\$ 1,027,895	\$ 1,877,163	\$ 1,911,619	\$ 1,398,444	\$ 997,554	\$ 1,631,539	\$ 1,888,785
Fair value of stock-based awards granted during the year, as disclosed in the SCT	(601,061)	(1,425,250)	(949,952)	(759,962)	(198,149)	(685,267)	(614,704)
Year-end fair value of stock-based awards granted during the year	854,824	657,043	946,327	757,062	290,753	382,871	800,822
Change in fair value of prior year stock-based awards vested during the year or unvested as of yearend	(171,149)	871,900	250,779	200,577	(26,362)	230,076	87,452
<b>Compensation Actually Paid</b>	\$ 1,110,509	\$ 1,980,856	\$ 2,158,773	\$ 1,596,121	\$ 1,063,796	\$ 1,559,220	\$ 2,162,355

- (1) Mr. Bosselmann served as Chairman of the Board and CEO in each of Fiscal 2023, 2022 and 2021, and is therefore included as the CEO in the table for each year.
- (2) Mr. Watson served as CEO from August 16, 2022, and is therefore included as CEO for Fiscal 2023 only.
- (3) Other NEOs pertain to the following executives and their roles for each year:  
Fiscal 2021 – Mr. Watson (Senior Vice President, Chief Financial Officer, Treasurer and Corporate Secretary), Mr. Collins IV (Co-President, Gemma) and T. Colin Trebilcock (Co-President, Gemma)  
Fiscal 2022 – Mr. Watson (Senior Vice President, Chief Financial Officer, Treasurer and Corporate Secretary), Mr. Collins IV (Chief Executive Officer, Gemma) and Mr. Trebilcock (President, Gemma)  
Fiscal 2023 – Mr. Deily (Senior Vice President, Chief Financial Officer, Treasurer and Corporate Secretary) and Mr. Collins IV (Chief Executive Officer, Gemma)

As described further in "Executive Compensation Discussion and Analysis," our executive compensation is assessed using a variety of quantitative and qualitative factors associated with the Company's operational and financial performance, stockholder valuation creation, capital allocation, succession planning, the retention and motivation of core employees, stockholder engagement and effectiveness in the areas of financial reporting and income tax planning. We utilize several performance measures to align NEO compensation with performance, many of which are not included as measures presented in the PVP Table above. Furthermore, we generally seek to incentivize long-term performance, and therefore, do not align NEO compensation with all of the measures presented in the PVP Table above. The list below presents performance measures identified as the most important factors for the determination of NEO compensation.

- EBITDA
- EBITDA as a percent of revenues
- Selling, general and administrative expenses as a percent of revenues
- Return on equity
- Project backlog

We believe that EBITDA is a meaningful presentation that enables us to assess our operating performance by removing from our operating results the impacts of our capital structure, the effects of the accounting methods used to compute depreciation and amortization and the effects of operating in different income tax jurisdictions. Further, we believe that EBITDA is widely used by investors and analysts as a measure of performance. In general, EBITDA as a percent of revenues reflects our ability to convert revenue dollars into earnings, which is primarily driven by maintaining strong gross margins. Likewise, SG&A as a percent of revenues, is a meaningful measure of the effectiveness of our cost containment efforts. The return on equity metric measures our profitability based on dollars invested. Our reported amount of project backlog at a point in time represents the success of our business development efforts, as it is measured as the total value of projects awarded to us that we consider to be firms of that date less the amounts of revenues recognized to date on the corresponding projects.

As demonstrated in the table above, our cumulative TSR over the three-year period presented was 4%, whereas the cumulative TSR of our peer group used for the table was 106% over the three-year period presented. The CAP for our

CEOs and other NEOs fluctuated over the same period based on the timing of vesting associated with stock awards as well as the timing of satisfaction of performance-based elements of stock awards.

Net income increased from Fiscal 2021 to Fiscal 2022 by approximately 50% and then decreased by a modest 3% from Fiscal 2022 to Fiscal 2023. EBITDA as a percentage of revenue grew by approximately 41% from Fiscal 2021 to Fiscal 2022. Fiscal 2023 marked the second consecutive year with EBITDA as a percentage of revenue in excess of 10%. Despite the success indicated by these two metrics over the three-year period, CAP for our NEOs fluctuated over the same period as a result of a meaningful portion of compensation awarded to NEOs being stock awards that are often performance based as well as the timing of vesting associated with those stock awards.

#### **Family Relationships**

There are no family relationships among the Company's directors, director nominees or executive officers.

#### **Involvement in Certain Legal Proceedings**

None of the Company's directors, director nominees or executive officers has been involved in a legal proceeding, as defined in Item 401(f) of the SEC's Regulation S-K, during the past ten years or as contemplated by Instruction 4 to Item 103 of Regulation S-K.

#### **Certain Relationships and Related Transactions and Director Independence**

Except as described above in the executive compensation sections of this Proxy Statement, since the beginning of Fiscal 2022, there have been no transactions or series of similar transactions to which the Company was a party or will be a party, in which:

- the amounts involved exceeded or will exceed \$120,000; and
- any of the Company's directors, director nominees, executive officers or holders of more than 5% of the Company's capital stock, or any member of the immediate family of the foregoing persons, had or will have a direct or indirect material interest.

Usually, the Audit Committee of the Company is responsible for the review, approval or ratification of material related party transactions, if any, other than executive compensation transactions.

#### **COMPLIANCE UNDER SECTION 16(a) OF THE SECURITIES EXCHANGE ACT OF 1934**

Section 16(a) of the Exchange Act and related regulations require that the Company's directors, certain officers, and any persons holding more than 10% of our Common Stock ("Reporting Persons") to report their initial ownership of our Common Stock and any subsequent changes in that ownership to the SEC. Specific due dates have been established, and we are required to disclose in this Proxy Statement any failure to file by these dates during the fiscal year ended January 31, 2023.

In making this disclosure, we have relied solely on our review of copies of Section 16(a) reports filed with the SEC and representations received by us from Reporting Persons, without any independent investigations. We believe that each of the Reporting Persons timely filed Forms 3, 4 and 5 with the SEC during the fiscal year ended January 31, 2023, except that Mr. Collins made one Form 4 filing in April 2022 that was two days late.

#### **STOCKHOLDER NOMINATIONS AND PROPOSALS; DEADLINE FOR SUBMISSION OF STOCKHOLDER PROPOSALS FOR THE 2023 ANNUAL STOCKHOLDERS MEETING**

Proposals for a regularly scheduled annual meeting of stockholders must be received at our principal executive offices not less than 120 calendar days before the release date of the prior year's annual meeting proxy statement. The deadline for submissions related to our 2024 Annual Meeting is January 11, 2024. A stockholder's submission to the Corporate Secretary must set forth, as to each matter the stockholder proposes to bring before our 2024 Annual Meeting, the information required by Rule 14a-8(e) of the Exchange Act.

## COMMUNICATIONS WITH THE BOARD OF DIRECTORS

Interested parties may communicate with the Board of Directors, or with any member of our Board, about their concerns, questions or other matters by sending their communications to the Board of Directors, or to any member of our Board, at the following mailing address in an envelope clearly marked "Shareholder Communication":

Board of Directors  
c/o Corporate Secretary  
Argan, Inc.  
One Church Street, Suite 201  
Rockville, Maryland 20850

Our Corporate Secretary will forward such correspondence unopened to the chairman of the Nominating/Corporate Governance Committee or, in the case of communications sent to an individual member of our Board, to such member. Alternatively, you may send an electronic message to the chairman of the Nominating/Corporate Governance Committee at the following e-mail address, *governance@arganinc.com*.

## OTHER BUSINESS

We know of no other matters to be submitted to the Annual Meeting. If any other matters properly come before the Annual Meeting, it is our intention to vote all shares represented by proxy as the Board of Directors may recommend.

**YOUR VOTE IS IMPORTANT. PLEASE VOTE TODAY.**

**Vote by Internet, Smartphone or Tablet - QUICK  EASY  
IMMEDIATE - 24 Hours a Day, 7 Days a Week or by Mail**

**ARGAN, INC.**

Your Mobile or Internet vote authorizes the named proxies to vote your shares in the same manner as if you marked, signed and returned your proxy card. Votes submitted electronically over the Internet must be received by 11:59 p.m., Eastern Time, on June 19, 2023.

 **INTERNET**  
**www.cstproxyvote.com**

Use the Internet to vote your proxy. Have your proxy card available when you access the above website. Follow the prompts to vote your shares.

 **MOBILE VOTING**

On your Smartphone/Tablet, open the QR Reader and scan the below image. Once the voting site is displayed, enter your Control Number from the proxy card and vote your shares.

**PLEASE DO NOT RETURN THE PROXY CARD IF YOU ARE VOTING ELECTRONICALLY.**

**MAIL** – Mark, sign and date your proxy card and return it in the postage-paid envelope provided.

**PROXY**  **FOLD HERE • DO NOT SEPARATE • INSERT IN ENVELOPE PROVIDED**

**UNLESS THE PROXY SPECIFIES THAT IT IS TO BE VOTED AS INDICATED OR IS AN ABSTENTION ON A LISTED MATTER, PROXIES WILL BE VOTED "FOR" THE ELECTION TO THE COMPANY'S BOARD OF DIRECTORS OF EACH OF THE TEN NOMINEES AND "FOR" PROPOSALS 2, 3 AND 4.**

Please mark your votes like this 

- |  |  |
|--|--|
| <p>1. The election of ten directors to our Board of Directors, each to serve until our 2024 Annual Meeting of Stockholders and until his/her successor has been elected and qualified or until his/her earlier resignation, death or removal.</p> <p>(1) Rainer H. Bosselmann</p> <p>(2) Cynthia A. Flanders</p> <p>(3) Peter W. Getsinger</p> <p>(4) William F. Griffin, Jr.</p> <p>(5) John R. Jeffrey, Jr.</p> <p>(6) Mano S. Koilpillai</p> <p>(7) William F. Leimkuhler</p> <p>(8) W.G. Champion Mitchell</p> <p>(9) James W. Quinn</p> <p>(10) David H. Watson</p> | <p>2. To approve the allocation of 500,000 shares of our common stock reserved for issuance under the 2020 Stock Plan.</p> <p>FOR <input type="checkbox"/> AGAINST <input type="checkbox"/> ABSTAIN <input type="checkbox"/></p> <p>3. The non-binding advisory approval of our executive compensation (the "say-on-pay" vote).</p> <p>FOR <input type="checkbox"/> AGAINST <input type="checkbox"/> ABSTAIN <input type="checkbox"/></p> <p>4. The ratification of the appointment of Grant Thornton LLP as our independent registered public accountants for the fiscal year ending January 31, 2024.</p> <p>FOR <input type="checkbox"/> AGAINST <input type="checkbox"/> ABSTAIN <input type="checkbox"/></p> <p>5. The transaction of any other business that may properly come before the 2023 Annual Meeting of Stockholders or any adjournment or postponement of the meeting.</p> |
|--|--|

<p><b>FOR all Nominees listed to the left</b></p> <p><input type="checkbox"/></p>	<p><b>WITHHOLD AUTHORITY to vote (except as marked to the contrary for all nominees listed to the left)</b></p> <p><input type="checkbox"/></p>
---	---

**(Instruction: To withhold authority to vote for any individual nominee, strike a line through that nominee's name in the list above)**

**CONTROL NUMBER**

**Signature** \_\_\_\_\_ **Signature, if held jointly** \_\_\_\_\_ **Date** \_\_\_\_\_, 2023

Note: Please sign exactly as name appears hereon. When shares are held by joint owners, both should sign. When signing as attorney, executor, administrator, trustee, guardian, or corporate officer, please give title as such.

**Important Notice Regarding the Availability of Proxy Materials for the Annual Meeting of Stockholders to Be Held on June 20, 2023.**

**The Proxy Statement and the 2023 Annual Report to Stockholders are available at <https://www.cstproxy.com/arganinc/2023>**

□ FOLD HERE • DO NOT SEPARATE • INSERT IN ENVELOPE PROVIDED □

**PROXY**

**THIS PROXY IS SOLICITED ON BEHALF OF THE BOARD OF DIRECTORS**

**ARGAN, INC.**

**One Church Street, Suite 201  
Rockville, Maryland 20850  
June 20, 2023**

The accompanying proxy is solicited on behalf of the Board of Directors of Argan, Inc., a Delaware corporation (referred to herein as "Argan" or the "Company"), for use at the 2023 Annual Meeting of Stockholders (the "Annual Meeting") to be held on June 20, 2023 at 11:00 a.m., local time, at One Church Street, Room #104, Rockville, Maryland 20850. The Proxy Statement and this accompanying proxy card are being mailed starting on or about May 10, 2023 to Stockholders of record on April 26, 2023. Our Annual Report on Form 10-K for the fiscal year ended January 31, 2023 is enclosed with the Proxy Statement.

At the Annual Meeting, Stockholders will be asked to consider and to vote on four proposals: (1) the election of ten directors to serve until the 2024 Annual Meeting of Stockholders, (2) To approve the allocation of 500,000 shares of our common stock reserved for our issuance under the 2020 Stock Plan, (3) the non-binding advisory approval of our executive compensation, and (4) the ratification of the appointment of the Company's independent registered public accountants.

**IF A PROXY IS PROPERLY EXECUTED AND RETURNED TO THE COMPANY VIA EITHER THE INTERNET OR MAIL IN TIME FOR THE ANNUAL MEETING AND IS NOT REVOKED PRIOR TO THE TIME IT IS EXERCISED, THE SHARES REPRESENTED BY THE PROXY WILL BE VOTED IN ACCORDANCE WITH THE DIRECTIONS SPECIFIED THEREIN FOR THE MATTERS LISTED ON THE PROXY CARD. UNLESS THE PROXY SPECIFIES THAT IT IS TO BE VOTED AS INDICATED OR IS AN ABSTENTION ON A LISTED MATTER, PROXIES WILL BE VOTED "FOR" THE ELECTION TO THE COMPANY'S BOARD OF DIRECTORS OF EACH OF THE TEN NOMINEES, "FOR" PROPOSALS 2, 3 AND 4, AS SET FORTH ON THE REVERSE SIDE, AND OTHERWISE IN THE DISCRETION OF THE PROXY HOLDERS AS TO ANY OTHER MATTER THAT MAY COME BEFORE THE ANNUAL MEETING.**

(Continued, and to be marked, dated and signed, on the other side)

---

